www.xcmg.com

XGC800履带起重机

XGC800 CRAWLER CRANE

本印刷品所包含的数据，会随着产品的不断升级而改变，请以实际产品为准
Pictures and data in this catalog will change with the update and modification of products, so please take the actual vehicle as reference.

徐工集团 工程机械股份有限公司
XCMG,CONSTRUCTION MACHINERY CO.,LTD.

地址：江苏省徐州市桃山路19号　　邮编（Post Code）：221002
Add：No.19 Taoshan Road,Xuzhou,Jiangsu Province,China
销售电话（Sales Tel）：0516-87892099　　销售传真（Sales Fax）：0516-87892015
服务电话（Service Tel）：0516-87892088　　服务传真（Service Fax）：0516-87892080
备件销售电话（Spare Parts Tel）：0516-87892086　　备件传真（Spare Parts Fax）：0516-87892083
服务质量投诉电话（Quality Inquiry Tel）：0516-87892587
统一客户热线：400-110-9999

请垂询
CONTACT

XGC800 履带起重机

XGC800 CRAWLER CRANE

徐工集团 工程机械股份有限公司
XCMG,CONSTRUCTION MACHINERY CO.,LTD.

Официальный дилер спецтехники XCMG в России
+7 (495) 641-80-47
info@techno-xcmg.ru
ГЦТЕХНО

目 录 CONTENTS

主要零部件
Main Parts 1
详细介绍
Brief Introduction 6
工况示意图
Working Mode Illustration 11
标准工况重型主臂臂节组合/重型主臂
Standard Mode Heavy Boom Combinations/Heavy Boom 13
标准工况重型主臂作业范围
Standard Mode Heavy Boom Working Area 14
标准工况重型主臂起重性能表
Standard Mode Heavy Boom Lifting Load Chart 15
标准工况轻型主臂臂节组合/轻型主臂
Standard Mode Light Boom Combinations/Light Boom 16
标准工况轻型主臂作业范围
Standard Mode Light Boom Working Area 17
标准工况轻型主臂起重性能表
Standard Mode Light Boom Lifting Load Chart 18
标准工况塔式副臂臂节组合/塔式副臂
Standard Mode Tower Jib Combinations/Tower Jib 19
标准工况塔式副臂作业范围
Standard Mode Tower Jib Working Area 20
标准工况塔式副臂起重性能表
Standard Mode Tower Jib Lifting Load Chart 21
超起工况重型主臂臂节组合/重型主臂
SL Mode Heavy Boom Combinations/Heavy Boom 24
超起工况重型主臂作业范围
SL Mode Heavy Boom Working Area 25
超起工况重型主臂起重性能表
SL Mode Heavy Boom Lifting Load Chart 26
超起工况轻型主臂臂节组合/轻型主臂
SL Mode Light Boom Combinations/Light Boom 28
超起工况轻型主臂作业范围
SL Mode Light Boom Working Area 29
超起工况轻型主臂起重性能表
SL Mode Light Boom Lifting Load Chart 30
超起工况塔式副臂臂节组合/塔式主臂
SL Mode Tower Jib Combinations/Tower Jib 32
超起工况塔式副臂作业范围
SL Mode Tower Jib Working Area 33
超起工况塔式副臂起重性能表
SL Mode Tower Jib Lifting Load Chart 34

技术性能参数/整机基本尺寸
Technical Specification/Overall Dimension

项目Items		单位 Unit	数值 Data
最大起重量 Max. lifting capacity		t	800
标准工况 Standard mode	重型主臂长度 Heavy boom length	m	24~90
	轻型主臂长度 Light boom length	m	36~108
	塔式副臂长度 Tower jib length	m	30~102
超起工况 SL mode	重型主臂长度 Heavy boom length	m	36~138
	轻型主臂长度 Light boom length	m	36~150
	塔式副臂长度 Tower jib length	m	30~102
	专用副臂长度Special jib length	m	12
最大单绳起升速度Winch max. single line speed		m/min	142
主臂变幅最大单绳速度Boom luffing winch max. single line speed		m/min	2×55
最大单绳拉力Max rope single line pull		t	17
钢丝绳直径Wire rope diam.		mm	28
回转速度Slewing speed		r/min	0.6
行走速度Travel speed		km/h	1.0
平均接地比压Mean ground pressure		MPa	0.17
发动机功率Engine output power		kw	447
整机重量（24m重型主臂、主吊钩） Total vehicle weight (24m heavy boom, main capacity hook block)		t	635
最大单件（履带架）运输重量 Max. weight of single unit (Crawler) in travel configuration		t	53.68
最大单件（转台）运输尺寸（长×宽×高） Max. dimension of single unit (turntable) in travel configuration (L×W×H)t		m	11.8×3.44×2.685



主要零部件
Main Parts

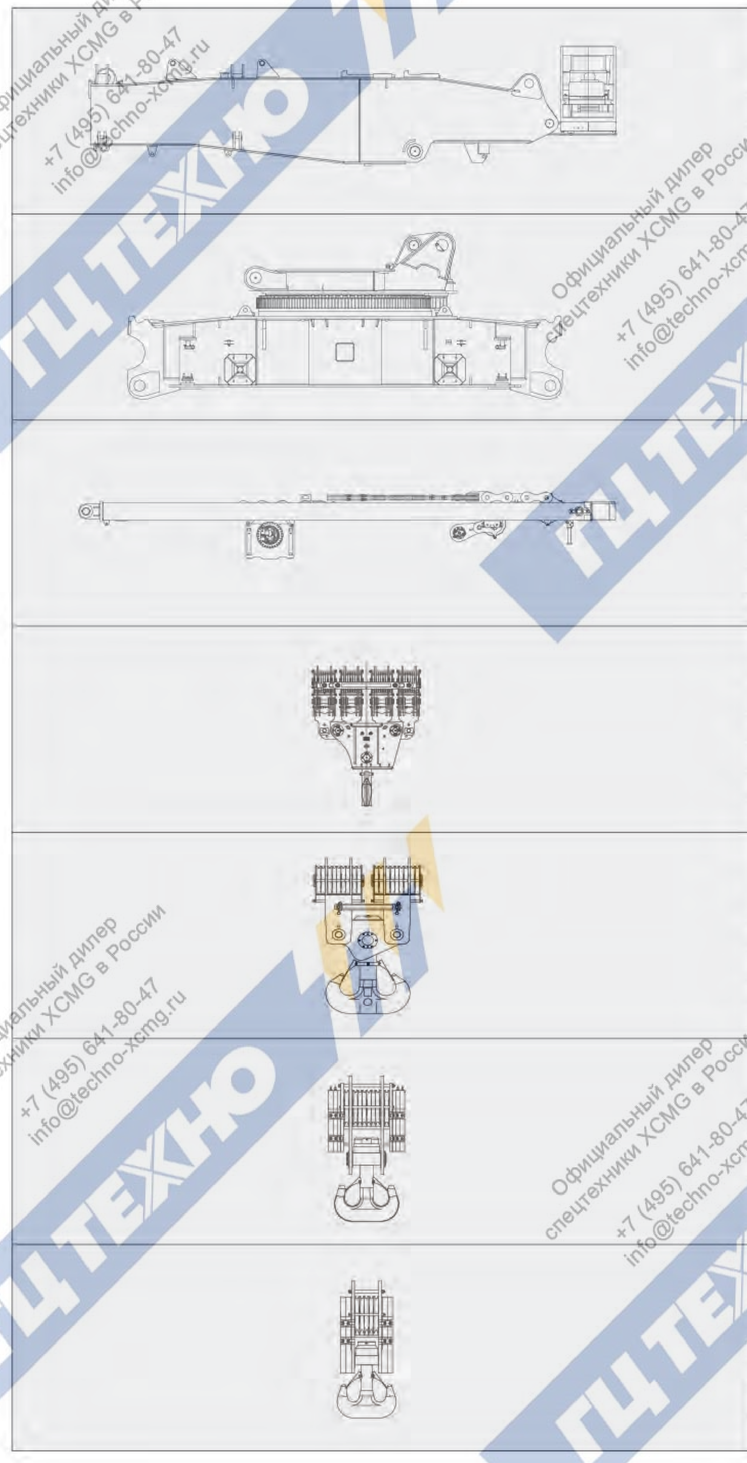

转台组总成 Turntable Superstructure ×1

长L	11806mm
宽W	3440mm
高H	2685mm
重量 Weight	32.96 t

车架组总成 Car-body And Turntable Carrier ×1

长L	8304mm
宽W	3360mm
高H	3207mm
重量 Weight	49.45 t

桅杆总成 Mast ×1

长L	13617mm
宽W	2430mm
高H	1712mm
重量 Weight	32.2 t

800t吊钩(选配) Hook block(optional) ×1

长L	3770mm
宽W	1000mm
高H	4846mm
重量 Weight	20778kg

500t吊钩 Hook block ×1

长L	1942mm
宽W	910mm
高H	3334mm
重量 Weight	7400kg

260t吊钩(选配) Hook block(optional) ×1

长L	1360mm
宽W	900mm
高H	2645mm
重量 Weight	7128kg

150t吊钩 Hook block ×1

长L	870mm
宽W	900mm
高H	2327mm
重量 Weight	4692kg

Официальный дилер спецтехники XCMG в России +7 (495) 641-80-47 info@techno-xcmg.ru
ТЕХНО

主要零部件
Main Parts

50t吊钩 Hook block	×1
长 L	735mm
宽 W	750mm
高 H	2005mm
重量 Weight	2876kg

15t吊钩 Hook block	×1
长 L	714mm
宽 W	714mm
高 H	1166mm
重量 Weight	1600kg

平衡重块 Counterweight	×66
长 L	2750mm
宽 W	2750mm
高 H	275mm
重量 Weight	10000kg

上车平衡重箱 Superstructure ballast box	×2
长 L	2241mm
宽 W	3230mm
高 H	2340mm
重量 Weight	12500kg

车身配重箱 Car-body ballast box	×2
长 L	2345mm
宽 W	3215mm
高 H	1160mm
重量 Weight	7500kg



超起平衡重托盘I SL ballast tray I	×1
长 L	8700mm
宽 W	2750mm
高 H	1195mm
重量 Weight	14935kg

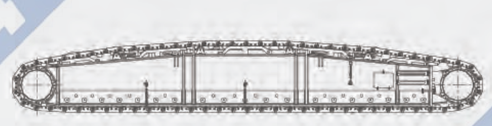

履带架 Crawler	×2
长 L	13355mm
宽 W	1500mm
高 H	2035mm
重量 Weight	53680kg

主要零部件
Main Parts

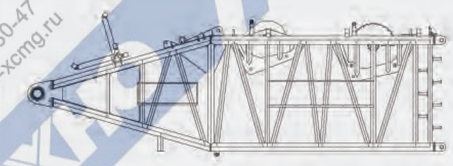

主臂底节臂 Boom butt	×1
长 L	10855mm
宽 W	3030mm
高 H	3235mm
重量 Weight	22430kg

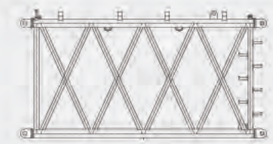

主臂6m厚壁中间节 6m Boom insert	×2
长 L	6230mm
宽 W	3030mm
高 H	3235mm
重量 Weight	4897kg

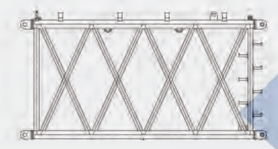

主臂6m薄壁中间节 6m Boom insert	×1
长 L	6230mm
宽 W	3030mm
高 H	3235mm
重量 Weight	3590kg

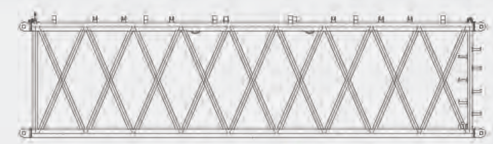

主臂12m厚壁中间节 12m Boom	×4
长 L	12230mm
宽 W	3030mm
高 H	3235mm
重量 Weight	8700kg

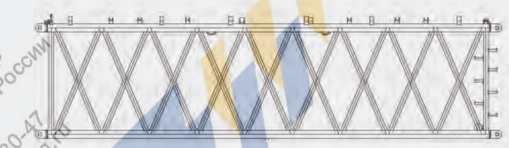

主臂12m薄臂中间节 12m Boom	×3
长 L	12230mm
宽 W	3030mm
高 H	3235mm
重量 Weight	6473kg

主臂12m随动腰绳节 12m Boom	×1
长 L	12230mm
宽 W	3030mm
高 H	3235mm
重量 Weight	7000kg

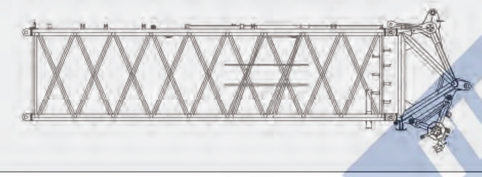

主臂12m顶节臂+臂头 12m Top section +Boom head	×1
长 L	14750mm
宽 W	3030mm
高 H	3235mm
重量 Weight	20189kg

Официальный дилер спецтехники XCMG в России
+7 (495) 641-80-47
info@techno-xcmg.ru
ЦТЕХНО

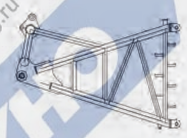

塔臂底节臂
Tower jib butt ×1

长 L	4785mm
宽 W	3330mm
高 H	3364mm
重量 Weight	5171kg

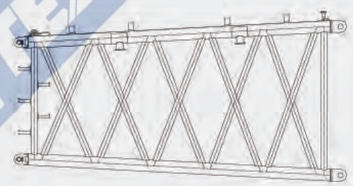

塔臂6m过渡节臂
6mTower jib ×1

长 L	6212mm
宽 W	3230mm
高 H	3202mm
重量 Weight	3621kg

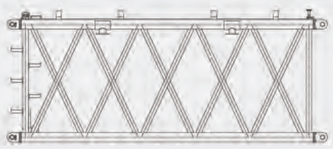

塔臂6m中间节
6m Tower jib insert ×2

长 L	6194mm
宽 W	2750mm
高 H	2590mm
重量 Weight	3012kg

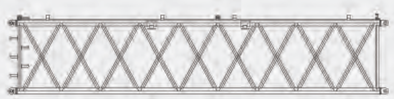

塔臂12米中间节
12m Tower jib insert ×5

长 L	12194mm
宽 W	2750mm
高 H	2590mm
重量 Weight	5013kg

塔臂顶节臂
Tower jib top ×1

长 L	2476mm
宽 W	2790mm
高 H	4373mm
重量 Weight	8787kg

塔臂前支架
Tower jib front strut ×1

长 L	18620mm
宽 W	2110mm
高 H	1562mm
重量 Weight	7534kg

塔臂后支架
Tower jib rear strut ×1

长 L	18104mm
宽 W	3252mm
高 H	1774mm
重量 Weight	8120kg

塔臂变幅导向滑轮
Tower jib amplitude Pulley ×1

长 L	1128mm
宽 W	306mm
高 H	1073mm
重量 Weight	195kg

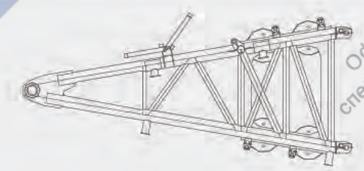

超起桅杆底节臂
SL Mast butt section ×1

长 L	6305mm
宽 W	2750mm
高 H	2930mm
重量 Weight	9380kg

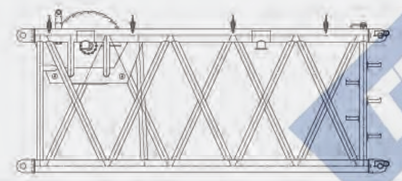

超起桅杆6m卷扬节臂
SL Mast 6m winch section ×1

长 L	6253mm
宽 W	2727mm
高 H	2750mm
重量 Weight	4746kg

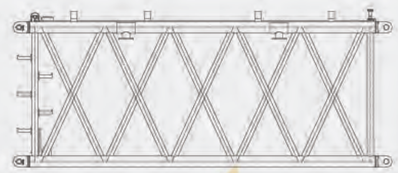

超起桅杆6m中间节
SL Mast 6m insert ×1

长 L	6253mm
宽 W	2727mm
高 H	2750mm
重量 Weight	4333kg

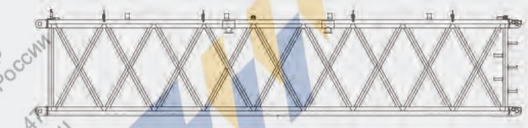

超起桅杆12m中间节
SL Mast 12m insert ×1

长 L	12220mm
宽 W	2727mm
高 H	2575mm
重量 Weight	7828kg

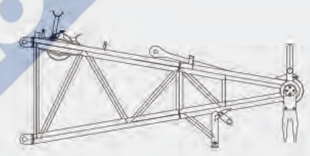

超起桅杆顶节臂
SL Mast top ×1

长 L	6420mm
宽 W	2720mm
高 H	3084mm
重量 Weight	6415kg

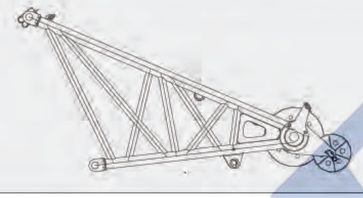

臂端单滑轮
Boom head single sheave ×1

长 L	3390mm
宽 W	1135mm
高 H	1675mm
重量 Weight	776kg

Официальный дилер спецтехники XCMG в России
+7 (495) 641-80-47
info@techno-xcmg.ru
ЦЦТЕХНО

上 车

发动机

XGC800选用康明斯公司生产的直列6缸、水冷、增压中冷、电喷环保型发动机，额定功率447 KW，额定转速2100rpm，符合欧洲工程机械III号排放标准。

控制系统

智能化计算机集成式可编程控制系统，是该产品的关键核心技术，采用PLC可编程控制器，并与常规电气相结合，完成系统的逻辑控制与电比例控制功能，实现起重机的智能控制；控制器、显示器、发动机和力矩限制器之间采用CAN-Bus进行数据传送，大大提高起重机的作业安全性、可靠性和作业效率。大屏幕显示起重机作业参数及发动机相关参数，很方便的实现了人机对话。

液压系统

采用电比例控制，开闭式回路相结合，EP控制变量泵系统。
液压系统组成：起升回路、变幅回路、回转回路、防后倾回路、行走回路以及辅助安装回路。
特点：主副起升、行走、回转采用闭式泵控系统，无须平衡阀和换向阀，传动平稳无冲击。
对于调速范围大的主副起升和行走机构，采用变量马达驱动。变量马达+变量泵控系统，可以对运动速度实现精确调控，具有良好的微动性。

起升机构

主起升机构有两个，型号相同，单独驱动，大起重量时两个卷扬同步工作。卷扬采用片式常闭制动器，内藏式减速机，变量马达驱动。两个主起升机构共用一个整体式支架，与转台采用销轴连接，便于组装。钢丝绳均为德国进口不旋转钢丝绳，避免了钢丝绳打绞。

变幅机构

主臂变幅为一个双联卷筒独立驱动，塔臂变幅和超起变幅均为单卷扬独立驱动。主副变幅机构采用内藏式减速机，片式常闭制动器。卷筒设有棘轮装置，以实现机械锁止制动，安全可靠。驱动马达、平衡阀、钢丝绳均为德国进口。

回转机构

回转机构布置在转台外侧前面，由两个行星减速机组成，与回转支承外啮合，液压缓冲，具有自由滑转机能。行星减速机，可控常闭片式制动器，工作可靠，维修方便。

回转支承

采用三排滚柱式回转支承，质量稳定可靠。

Crane Superstructure

Engine

XGC800 uses Cummins diesel engine, 6-cylinder in line, water-cooled, turbocharged, inter-cooled and electronic injection, rated output power 447kW, rated speed 2100rpm, emission in compliance with European Construction Machinery Stage III.

Cotrol System

Intelligent computer intergrated programming control system is the key technology for this crane, adopts PLC programming controler, with combination of conventional electric system, complete systematic logic control and electronic proportional control, and realize the intelligent control of the crane; With CAN-Bus for data transfer among controller, display, engine and load moment limiter, greatly improving crane operation safety, reliability and working efficiency. Large screen display can show crane working data and related engine parameter, and convenient to realize man-machine interaction.

Hydraulic System

Electronic proportional control, with combination of close/open type circuit, EP controlled valve for variable displacement pump system.
Hydraulic system: winch, slewing gear, tower jib backstop, travel gear, auxiliary assembly system.
Features: main and auxiliary winch, luffing gear, travel gear, slewing gear are of closed type pump control system, without balance vavle and vavle , smooth transmission, no impact.
For the speed range of main and auxiliary winch and travel gear, take variable motor drive. Variable motor and variable pump control system, to achieve velocity precise control, and fine motion control.

Winch System

Two main winches of same model, with independent drive, and two winches synchronize for heavy load lifting; disc type constant closed brake, built-in speed reducer and variable displacement motor drive; two winches share one integrated bracket, and connected with turntable by pin shaft, easy for assembly. Winch wire rope is imported from Germany, no-twisting and no-turning.

Luffing Gear

Boom luffing gear is a twin drum independent drive unit, tower jib luffing gear and SL luffing gear is single winch independent drive unit. Main/auxiliary luffing gears use built-in speed reducer and disc type constant closed brake. The winch drum has a ratchet locking device to realize mechanical locking the boom, working safe and reliable. Drive motor, counterbalance valve, winch wire rope are all imported from Germany.

Slewing Gear

Slewing gear is arranged outside the front of turntable, made up by two planetary reducers, and internal meshed with slewing ring, hydraulic buffering, and with the function of free swing. Planetary reducer has a controllable constant- closed disc brake, reliable working and easy for maintenance.

Slewing Ring

Slewing ring is a 3-row roller type slewing bearing, with reliable quality.

平衡重系统

平衡重系统包括转台平衡重、超起平衡重、车身平衡重。
转台平衡重：245t
平衡重箱2件 12.5t/件
平衡重块22件 10t/件
车身平衡重： 95t
平衡重箱2件 7.5t/件
平衡重块8件 10t/件
超起平衡重：380t
超起平衡重托盘 1件 20t/件
平衡重块36件 10t/件

操纵室

操纵室采用钢制框架结构，所有玻璃采用安全玻璃。装有可调式座椅、按人机工程学布置的全套操纵仪表和控制装置，配置冷暖空调、音响、灭火装置、闭路监视系统等，宽敞舒适。工作时，操纵室可调整俯仰角度，扩大视野，方便操作；运输时，操纵室可从侧方转到前方，减小运输宽度。

转 台

转台是联系上下车的关键承载结构件，采用高强钢板焊接而成的双侧“工”字梁框架复合结构，整体稳定性好。转台通过回转支承与下车进行联接。驾驶室、起升机构、变幅机构、发动机、桅杆、主臂及配重等分别与转台在不同部位进行联接。转台可拆分为上下半架，可满足运输法规要求。

下车

下车包括车架、履带架、行走机构和车身配重。车架和履带架采用销轴铰接式连接，销轴安装通过液压缸完成，履带架的拆装则可利用本机的桅杆吊吊装。

车架

车架采用高强钢板、箱形结构，中间设置横隔板，加强其抗扭刚度，结构简单，承载能力强，刚性好。

履带架

包括履带梁和四轮一带。履带梁采用箱形结构，和车架连接部位局部加强，中间设置横隔板。两个履带架对称设置，装有宽度为1.5m履带板，履带架可同步操作，也可单独操纵，以实现直行和转弯。

行走机构

履带行走驱动采用德国进口的内藏式行星齿轮减速机，液压释放行走制动器，每个减速机由两台德国进口的轴向柱塞变量马达驱动。

Counterweight System

Ballast system consists of turntable ballast, SL ballast and car-body ballast.
Turntable Ballast: 245t
Ballast box 2 pcs. 12.5t/pcs.
Ballast 22 slabs 10t/slab
Car-body Ballast: 95t
Ballast box 2 pcs. 7.5t/pcs.
Ballast 8 slabs 10t/slab
SL Ballast: 380t
Ballast tray 1 pcs. 20t/pcs.
Ballast 36 slabs 10t/slab

Operator's Cabin

Operator's cabin is steel frame structure, front windshield has overall type safety glass, other glass is hardened glass, equipped with adjustable seat, all kinds of ergonomic designed instruments and controls, vent type air-conditioner, CD player, fire extinguisher, and closed circuit monitoring system, spacious and comfortable. When the crane is in operation, the operator's cabin can be tilted upward to widen the field of vision. When the crane is in transportation, the operator's cabin can be turned from the side to the front so as to reduce the transport width.

Turntable

Turntable is key structural part linked with crane superstructure and crane carrier for load bearing, made of high strength steel plate and welded as compound structure of both sides“工”shaped beam frame, with excellent stability. Turntable is connected with crane carrier by slewing ring, and many mechanisms arranged on it, such as operator's cabin, winch, luffing gear, engine, gantry, mast, boom and Ballast.Turntable may divided into upper and lower half-rack, which can meet the regulatory requirements for transport.

Crane Carrier

Crane carrier comprises car-body, crawler track, travel gear and superstructure Ballast. Car-body and crawler are articulated by pin shaft, the installation of pin shaft is realized by hydraulic cylinder, and the crane mast cylinder is used for crawler track assembly and disassembly.

Car-Body

Car-body is made of high strength steel, box-type structure, with cross panel installed in the middle to strengthen its stiffness of torsion resistance, simple structure, high loading capacity and well rigidity.

Crawler Track

Crawler track consists of track beam, drive sprocket, idler wheel, upper roller, lower roller and track pads. Crawler beam is box-type structure, the connection place to frame is strengthened partially, and cross panel is installed in the middle of it. Two crawler tracks are symmetrically arranged, with track pads of 1.5m, can be operated synchronously or independently to realize straight travel and turning around.

Travel Gear

Travel gear drive has German imported built-in planetary gear reducer and hydraulic release service brake, and one speed reducer is driven by two German imported axial piston variable displacement motors.

行走速度

变量泵及变量马达可以实现高、低速两档无级变速，最高速度可达1公里/小时。行走时，设备运行平稳，可实现快速行走。

Travel Speed

Variable displacement pump and variable displacement motor can realize high/low two kinds of infinitely variable speed drive, max. speed 1 km/h.

作业设备

起重臂包括主臂、塔式副臂、专用副臂（选配）和风电鹅头臂（选配）。

Lifting Operation Parts

Lifting boom comprises main boom,tower jib,special jib(optional) and boom head point for wind power(optional).

工 况

标准工况重型主臂工况
标准工况轻型主臂工况
标准工况塔式副臂工况
超起工况重型主臂工况
超起工况轻型主臂工况
超起工况塔式副臂工况
超起工况专用副臂工况（选配）
风电鹅头臂工况（选配）

Working Conditions

Standard Mode Heavy Boom Working Conditions
Standard Mode Light Boom Working Conditions
Standard Mode Tower Jib Working Conditions
SL Mode Heavy Boom Working Conditions
SL Mode Light Boom Working Conditions
SL Mode Tower Jib Working Conditions
SL Mode Special Jib Working Conditions(Optional)
Boom Head Point For Wind Power Working Conditions(Optional)

重型主臂

重型主臂为中间等截面、两端变截面的空间桁架式结构，钢管焊接，臂架顶部与根部用钢板加强，以利于传递载荷。重型主臂配置臂端单滑轮机构，标准工况下，重型主臂长度为24～90m，超起工况下，重型主臂长度为36～138m。
组成：底节臂10.5m、6m重型中间节×2、12m重型中间节×4、6m轻型中间节×1、12m轻型中间节×2、12m固定腰绳节、12m随动腰绳节、12m顶节臂、臂头。

Boom

Heavy boom is lattice structure of intermediate equal section and two end variable section, welded by steel tube, boom top and boom foot reinforced by steel plate for load transfer. Heavy boom is equipped with boom head single sheave. For standard working condition, the heavy boom length is 24～90m. For SL working condition, the heavy boom length is 36～138m.
Construction: 10.5m boom butt, 6m×2 boom insert, 12m×4 boom insert, 6m×1 light insert, 12m×2 light insert, 12m fixed waist-rope section, 12m servo waist-rope section, 12m top, and boom head.

轻型主臂

轻型主臂由重型底节与塔臂顶节经过渡节连接而成。标准工况下，轻型主臂长度为36～108m，超起工况下，轻型主臂长度为36～150m。
组成：主臂底节臂10.5m、6m厚壁中间节×1、12m厚壁中间节×2、12m薄臂中间节×4、6m塔臂过渡节、12m塔臂中间节×4、6m塔臂中间节×1、臂头。

Light Boom

Light boom is the connection of heavy boom butt and tower jib top through boom extension. For standard working condition, the light boom length is 36～108m. For SL working condition, the light boom length is 36～150m.
Construction: 10.5m boom butt, 6m×1 heavy boom insert, 12m×2 heavy boom insert, 12m×4 light boom insert,6m tower jib extension, 12m×4 tower jib insert, 6m tower jib insert, and boom head.

塔式副臂

塔式副臂为中间等截面、两端变截面的空间桁架式结构，钢管焊接，臂架顶部与根部用钢板加强，以利于传递载荷。
标准工况下，塔式副臂可在主臂长30～60m范围内作业，其作业长度为30～102m。超起工况下，塔式副臂可在主臂长36～90m范围内作业，其作业长度为30～102m。
组成：底节臂4.5m、6m主臂中间节×1、12m主臂中间节×1、6m塔臂过渡节×1、6m塔臂中间节×2、12m塔臂中间节×5、塔臂臂头。

Tower Jib

Tower jib is lattice structure of intermediate equal section and two end variable section, welded by steel tube, jib top and jib foot reinforced by steel plate for load transfer.
For standard working condition, the tower jib can be operated within the range of boom length 30~60m, and lifting operation length is 30~102m. For SL working condition, the tower jib can be operated within the range of boom length 36~90m and lifting operation length is 30~102m.
Construction: 4.5m jib butt, 6m×1 boom insert、12m×1 boom insert、6m tower jib extension、6m×2 jib insert, 12m×5 jib insert, jib head.

专用副臂（选配）

专用副臂长度为12m，含12°安装角，可在超起工况下， 主臂长度36～102m时进行作业。
组成：塔臂4.5m，6m塔臂过渡节，专用副臂臂头。

Special Jib(Optional)

Special jib length is 12m, with offset angle of 12º, can be operated within the range of boom length 36~102m for SL working condition,
Construction: 4.5m tower jib, 6m tower jib extension，special jib head.

桅 杆

桅杆结构为箱形双肢结构，该结构整体稳定性好。在自拆装时，可组成桅杆吊，用于拆装整机的大型结构件。

Mast

The mast is box-type structure of twin tubular chord, with good overall stability. When carrying out crane assembly/disassembly, the mast can be combined with other lifting parts for mounting and removing large crane structural parts.

吊 钩

标准配置：500t吊钩
150t吊钩
50t吊钩
15t吊钩
另有800t吊钩和260t吊钩可供选配
注：500t吊钩可以分解成260t吊钩

Hook Block

Standard equipment: 500t capacity hook block, 150t capacity hook block, 50t capacity hook block, 15t capacity hook block.
800t and 260t capacity hook block for optional.
Note: 500t capacity hook block may be divided into 260t capacity hook blocks.

安全装置

安全装置包括力矩限制器、转台回转锁销装置、起重臂防后倾装置、起升高度限位装置、接近开关、风速仪、水平仪、液压系统溢流阀、平衡阀、双向液压锁、回转警告、行走警告等。

Safety Devices

Safety devices comprise: load moment limiter, turntable lock pin, boom backstop, hoist limit switch, access swich, anemometer, level gauge, hydraulic overflow valve, counterbalance valve, two-way hydraulic lock, slewing warning lamp and travel warning lamp, etc.

应急功能

系统程序崩溃时，可采用控制柜中的翘板开关把整机操作到安全状态。此时所有安全保护功能不起作用。

Emergency Function

When a breakdown occurs in the system, a toggle switch on control panel may be used to control the whole machine into safe state, at this time all safe protections have no use.

力矩限制器

检测功能：力矩限制器能自动检测出起重臂的角度、起重载荷。
显示功能：实时的显示当前实际载荷，工作半径，起重臂角度。
警示功能：如果检测到实际载荷超过额度载荷，起重臂超过极限角度，力矩限制器发出报警并限制当前动作。

Load Moment Indicator

Detection function: automatically detect boom angle and lifting load.
Display function: real time display current actual load, working radius and boom angle.
Warning function: automatically send out warning signal and stop crane operation when detecting actual load exceeding rated load and boom out of limit angle.

主、副提升过卷装置

当主、副卷扬起升到一定高度时候，将通过显示器及蜂鸣器进行声光报警，同时力矩限制器自动停止起升动作。

Main/Auxiliary Winch Over-Wound Protection Device

When main/auxiliary winch hoists up to a certain lifting height, an over-wound warning lamp on instrument panel lights on, at the same time, load moment limiter stops crane hoisting up operation.

主、副提升过放装置

此保护功能由安装在卷筒上的开关进行检测，当卷筒上的钢丝绳剩下三圈时候，将通过显示器及蜂鸣器进行声光报警，同时力矩限制器自动停止下降动作。

Main/Auxiliary Winch Over-Release Protection Device

When access switch in winch drum detects only three turns of wire rope left on the drum, an over-release warning lamp on instrument panel lights on, at the same time, load moment limiter stops crane hoisting down operation.

安全保护开关

该安全保护开关放在手柄前侧，此开关没有按下的时候，所有动作信号被屏蔽，手柄不起作用。防止上下车身体碰撞手柄产生误操作。

Safe Protection Switch

At the front of joystick installed a safe protection switch, when the switch is pressed down, all crane movement signals have been shielded, and the joystick is useless. This switch can be used to prevent malfunction when operator accessing the cabin and toughing the joystick.

棘爪锁止装置

该功能用于锁定变幅卷扬，起重臂降落的时候必须打开该装置，否则不能降落，用于保护臂架在非工作时安全停放。当锁止时通过显示屏进行显示，以提示棘轮处于锁止状态。

Winch Ratchet Locking Device

Winch drum has a ratchet locking device, and it must be turned on when lowering boom, otherwise boom cannot be lowered. The device is used to stow the boom for safety.

详细介绍
Brief Introduction

起重臂角度限制

主起重臂仰角在85°时，起重臂被停止起升，由力矩限制器和行程开关双级控制。主起重臂在仰角小于30°时停止起重臂落，由力矩限制器控制。塔臂由限位开关控制上限位和下限位。

Boom Angle Limit

When boom angle is more than 85°, both load moment limiter and hoist limit switch stop boom raising. When boom angle is less than 30°, load moment limiter stops boom lowering and give a sound warning. The hoist limit switch may control the tower jib upper/lower limit position.

监控系统

由5个摄像头和3个监视器组成，分别监视卷扬系统和车辆后方状况。

Monitor System

The monitor system contains 5 cameras and 3monitor display, respectively keeping watch on winch system and rear working condition.

声光报警器

在履带起重机移动或做回转动作的时候灯闪烁并且发出声音报警。

Audio/Video Warning

When crawler crane is moving and slewing, there is light and sound for warning.

三色力矩报警灯

由三种颜色组成，负载在90%以下时“绿灯”亮，表示起重机在安全区域运行，负载在90%-100%的时候“黄灯”亮，表示起重机在已接近额度载荷范围，负载在100%-105%以上时“红灯”和“黄灯”同时亮，表示起重机已经超载。在危险区域，控制系统自动切断起重机向危险的方向运行。

Tricolor Warning Lamp

The lamp comprises 3 colors, when crane loading is below 90% of total rated lifting load, “Green Lamp” lights on to indicate crane is running in safety area; when crane loading is in 90%～100% of total rated lifting load, “Yellow Lamp” lights on to indicate crane is close to total rated lifting load; when crane loading is above 100%～105% of total rated lifting load, “Red Lamp” and “Yellow Lamp” light on at the same time to indicate crane is overload; In dangerous area, control system can automatically cut off crane movement to dangerous direction.

电子水平仪

装置在转台内部，通过显示器实时显示整车的水平度。

Electronic Level Gauge

The level gauge is installed inside turntable for real-time display of overall level of the crane

照明灯

装置在转台前方、臂架上和操纵室内，用于夜间工作提供照明。

Illumination Lamp

There are illumination lamps at front of turntable, on boom and inside operator's cabin for night operation.

示高灯

安装在臂架顶部，作为高空警示。

Height Mark Lamp

Boom tip has a height mark lamp for high level operation warning.

风速仪

实时检测当前风速，传送到操纵室的显示屏上，提醒司机操作的安全性。

Anemometer

Anemometer at boom head can detect current wind speed and send wind signal to a monitor in operator's cabin to alert operator for safety.

工况示意图
Working Mode Illustration

标准工况Standard Mode

重型主臂Heavy Boom
最大起重量Max. lifting capacity：700t
最大臂长Max. boom length：90m

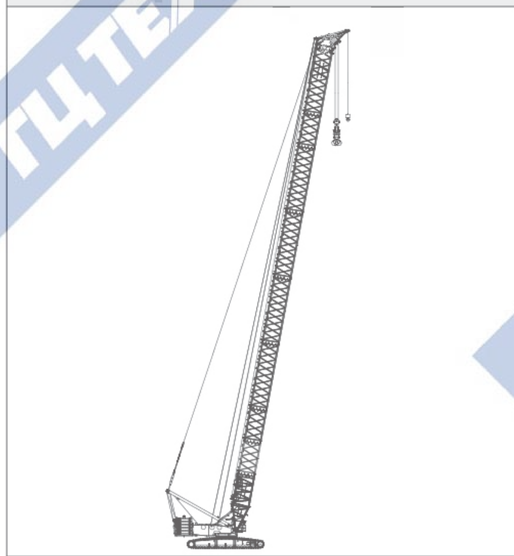

轻型主臂Light Boom
最大起重量Max. lifting capacity：400t
最大臂长Max. boom length：108m

塔式副臂Tower Jib
最大起重量Max. lifting capacity：260t
最大臂长组合Max. boom combination：54m+102m

超起工况 SL Mode

超起重型主臂SL Mode Heavy Boom
最大起重量Max. lifting capacity：800t
最大臂长Max. boom length：138m



超起轻型主臂SL Mode Light Boom
最大起重量Max. lifting capacity：400t
最大臂长Max. boom length：150m



超起塔式副臂
SL Mode Tower Jib
最大起重量
Max. lifting capacity：400t
最大臂长组合
Max. boom combination:90m+102m

超起专用副臂(选配)
SL Mode Special Jib(optional)
最大起重量
Max. lifting capacity：590t
最大臂长组合
Max. boom combination:102m+12m

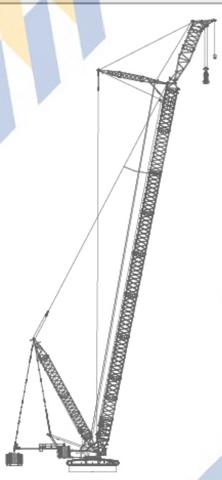

风电鹅头臂（选配）
Boom point for wind power (optional)
最大起重量
Max. lifting capacity：145t
最大臂长组合
Max. boom combination：115m

臂长 Boom length (m)	中间节臂 Boom insert			
	主臂6m厚壁节	主臂12m厚壁节	主臂6m薄臂节	主臂12米过渡节
24	2	-	-	-
30	1	-	-	1
36	2	-	-	1
42	1	1	-	1
48	2	1	-	1
54	1	2	-	1
60	2	2	-	1
66	1	3	-	1
72	2	3	-	1
78	1	4	-	1
84	2	4	-	1
90	2	4	1	1



Официальный дилер спецтехники XCMG в России +7 (495) 641-80-47 info@techno-xcmg.ru ТЕХНО

标准工况重型主臂作业范围
Standard Mode Heavy Boom Working Area

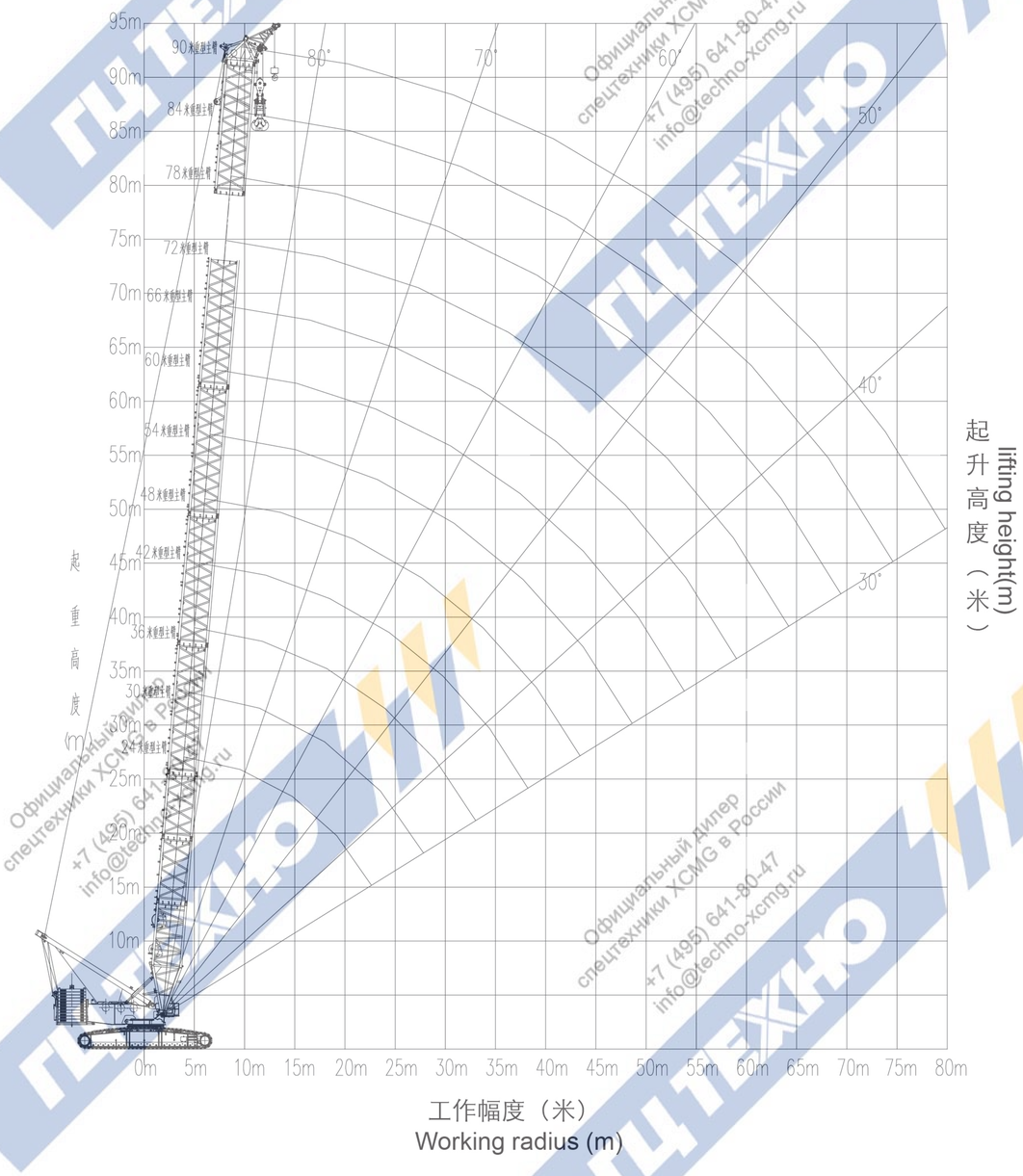

标准工况重型主臂起重性能表
Standard Mode Heavy Boom Lifting Load Chart

245t转台平衡重+95t车身平衡重 245t turntable ballast + 95t car-body ballast

幅度 Radius (m)	臂长 Boom length (m)											
	24	30	36	42	48	54	60	66	72	78	84	90
6	700											
7	632	632	630									
8	558	544	540	538								
9	500	488	475	472	470							
10	455	443	432	422	416	415						
12	382	374	365	358	350	340	333	325	315			
14	322	318	313	308	300	291	282	276	269	260	253	212
16	275	272	268	261	255	250	244	238	232	225	220	182
18	238	235	230	225	220	216	211	207	201	196	192	158
20	203	200	198	193	189	185	181	178	172	168	165	139
22	177	175	173	170	165	162	158	155	150	146	142	123
24		155	152	150	146	143	139	136	132	129	125	110
26		137	135	135	130	127	124	121	117	114	110	99
28		123	122	120	117	114	111	108	105	102	98	89
30			110	109	105	103	100	97	94	91	88	80
32			100	99	96	94	91	88	84	83	80	73
34				89	88	84	83	80	76	75	72	66
36				82	79	77	76	73	69	68.5	66	60
38				75	73	71	69	66	63	62	60	55
40					68	65	63	60	57	56.5	54	50
44						55	54	50	48	46.5	45	42
48						47	45	42	40	38.5	36.5	34
52							38	36	33.5	32.5	30.5	28
56								30	28	26.5	24.5	23
60									24	22	20	19
64									20	18	16	15
68										14.5	13	11
72											10	9
76												7
80												4

Официальный дилер спецтехники XCMG в России
+7 (495) 641-80-47
info@techno-xcmg.ru
ГЦТЕХНО

标准工况轻型主臂臂节组合/轻型主臂
Standard Mode Light Boom Combinations/Light Boom

臂长 Boom length (m)	中间臂节 Boom insert					
	主臂6m厚壁节	主臂12m厚壁节	主臂12m腰绳节	主臂6米过渡节	塔式副臂6m中间节	塔式副臂12m中间节
36	-	1	-	1	1	-
42	-	1	-	1	-	1
48	-	1	-	1	1	1
54	-	2	-	1	-	1
60	-	2	-	1	1	1
66	-	2	-	1	-	2
72	-	2	-	1	1	2
78	-	2	1	1	-	2
84	-	2	1	1	1	2
90	1	2	1	1	1	2
96	1	2	1	1	-	3
102	1	2	1	1	1	3
108	1	2	2	1	-	3



标准工况轻型主臂作业范围
Standard Mode Light Boom Working Area

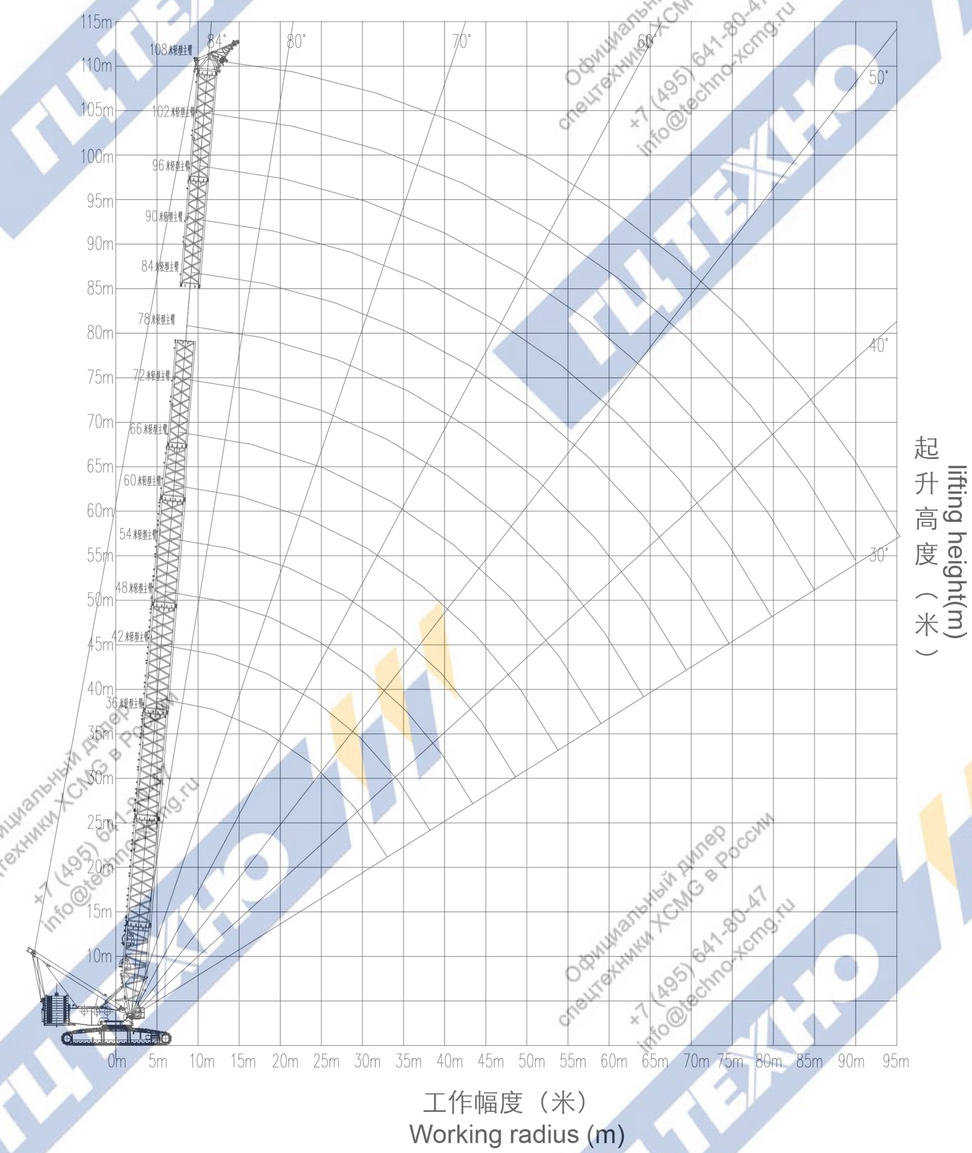

Официальный дилер спецтехники XCMG в России
+7 (495) 641-80-47
info@techno-xcmg.ru
ГЦТЕХНО

标准工况轻型主臂起重性能表
Standard Mode Light Boom Lifting Load Chart

245t转台平衡重+95t车身平衡重 245t turntable ballast + 95t car-body ballast

幅度 Radius (m)	臂长 Boom length (m) 30	36	42	48	54	60	66	72	78	84	90	96	102	108
7	400	400												
8	400	400	400	400										
9	400	400	400	400	400	400								
10	400	400	400	400	400	400	360	340						
12	375	367	360	354	345	340	333	325	298	266	224	205		
14	319	315	310	303	294	291	284	282	270	264/170	223	204	181	150
16	273	270	263	258	253	251	245	239	233	229	222	202	179	150
18	235	232	228	222	219	215	211	207	202	198	195	192	177	150
20	200	200	196	192	188	195	181	178	174	171	169	166	162	145
22	175	175	173	168	165	162	159	156	153	150	148	146	142	130
24	155	154	152	149	148	144	141	138	136	133	131	129	126	116
26	138	137	136	133	130	129	126	123	121	119	117	115	113	105
28	123	123	122	120	117	116	114	111	109	107	105	104	102	95
30		111	111	107	106	105	103	100	98	97	94	93	92	87
32		101	100	98	96	96	93.5	91	89	88	86	84	83	80
34			90	90	86	88	86	83	81	80	78	77	75.5	74
36			82	81	80	80	78	76	75	74	71	70	69	68
38			75	75	74	74	72	70	69	68	65	64	63	62
40				70	69	68	66	65	64	62	60	59	57	55
44					59.5	59	57	55.5	55	53	51	49	48	47
48					51.5	50.5	49.5	48.5	47	46	44	42	40	39
52						44.5	43.5	42	41	40	38	36	34	31
56							38.5	36.5	35.5	34	33	29.5	28.5	27
60								32.5	31	28.5	28	25.5	24	23
64								28.5	27	24.5	24	21.5	20	19
68									24	21.5	20.5	18	17	16
72										18.5	17.5	15.5	14	13
76											14.5	12.5	11.5	10
80											12	10	9.5	8
84												8	7.5	6.5
88													5.5	5
90													5	4

标准工况塔式副臂臂节组合/塔式副臂
Standard Mode Tower Jib Combinations/Tower Jib

臂长 Boom length (m)	中间臂节 Tower jib insert 主臂 6m 薄臂节	主臂 12米 中间节	主臂 6米 过渡节	塔式副臂 6m中间节	塔式副臂 12m 中间节	主臂长度和角度 Boom length & angle
30	1	1	1	-	-	
36	1	1	1	1	-	
42	1	1	1	-	1	
48	1	1	1	1	1	24m～60m
54	1	1	1	-	2	85°
60	1	1	1	1	2	75°
66	1	1	1	-	3	
72	1	1	1	1	3	
78	1	1	1	-	4	
84	1	1	1	1	4	
90	1	1	1	-	5	
96	1	1	1	1	5	
102	1	1	1	2	5	

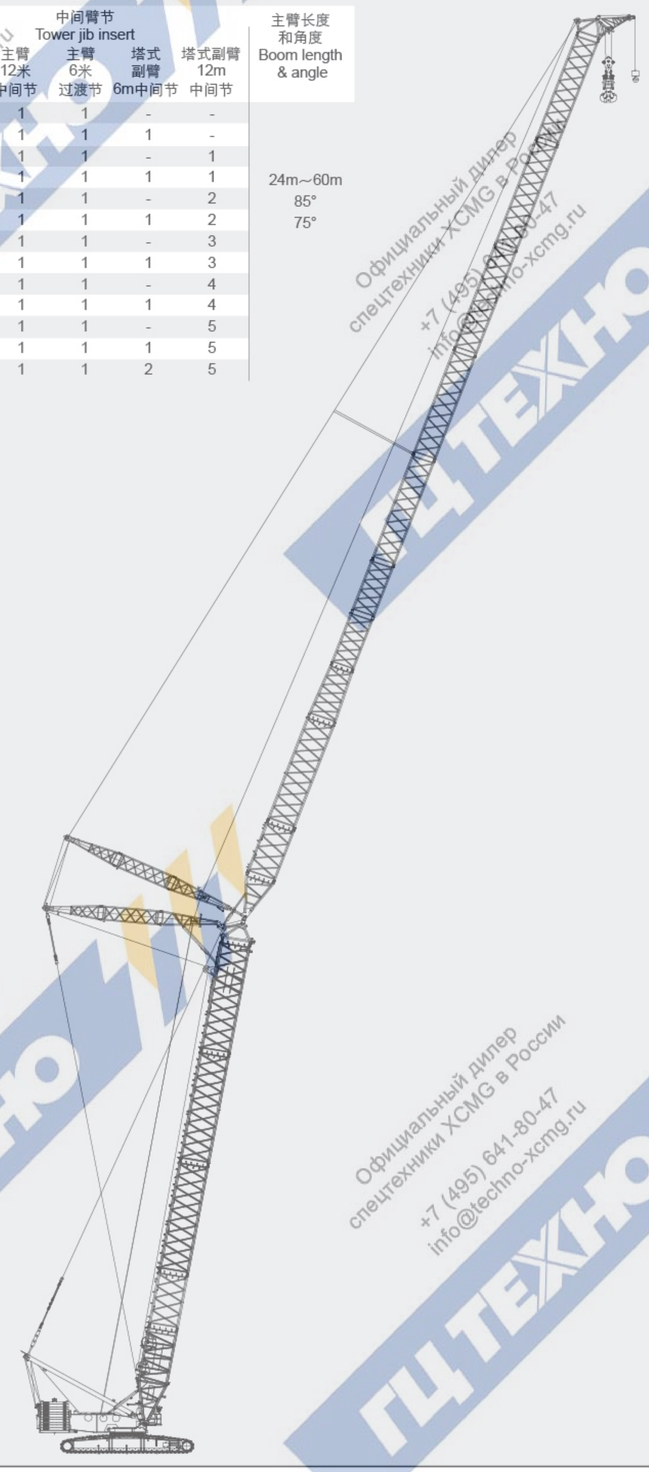

Официальный дилер спецтехники XCMG в России +7 (495) 641-80-47 info@techno-xcmg.ru ГЦТЕХНО

标准工况塔式副臂作业范围
Standard Mode Tower Jib Working Area

主臂仰角85°时 Boom angle 85°

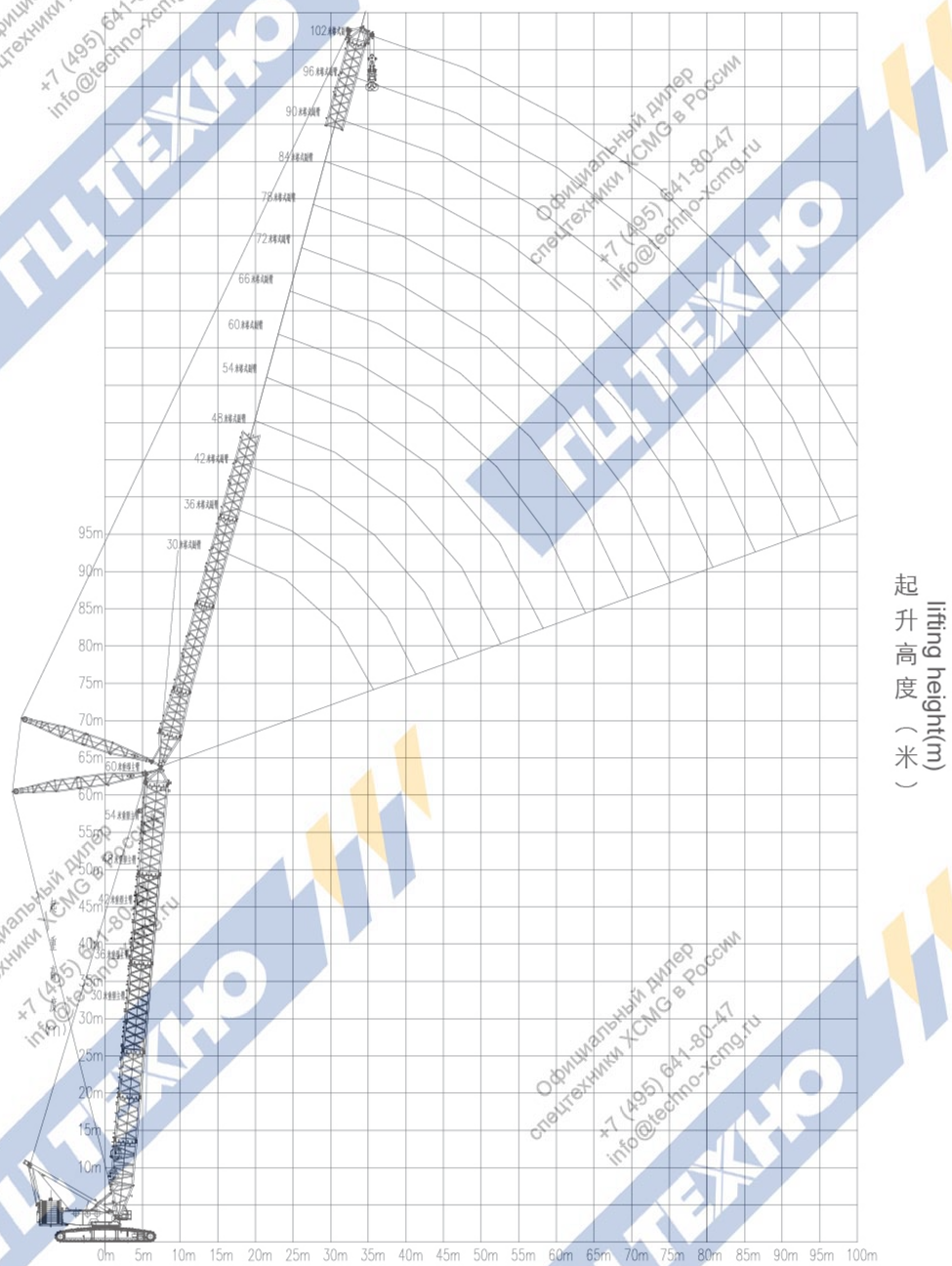

标准工况塔式副臂起重性能表
Standard Mode Tower Jib Lifting Load Chart

245t转台平衡重+95t车身平衡重
245t turntable ballast + 95t car-body ballast

主臂长度 Boom length (m)	主臂36米 Boom length 36m												
塔臂长度 Tower Jib Length (m)	30	36	42	48	54	60	66	72	78	84	90	96	102
幅度 Radius (m)	主臂角度85° Boom angle 85° (°)												
16	260												
18	235	230											
20	210	205	200	195									
22	186	183	179	174	169								
24	167	164	160	156	151	147							
26	151	148	145	141	137	133	130						
28	138	135	133	130	125	121	120	117	112				
30	127	124	121	119	114	111	110	107	105	100			
32	117	114	112	109	106	102	101	99	95	91	83		
34	108	105	102	99	97	94	92	90	87	84	80	64	52
36		97	95	93	90	88	86	84	81	78	75	63	51
38		91	89	87	84	82	80	78	76	72	70	62	51
40		85	83	81	79	76	75	73	71	67	64	61	50
44			74	71	69	67	65	62	61	58	55	54	50
48				64	62	59	58	56	54	51	49	47	44
52					55	53	51	50	47	46	43	42	40
56					50	48	46	44	42	41	39	38	36
60						43	42	40	38	37	35	34	32
64							38	36	35	33	31	30	29
68							34	33	32	30	28	27	26
72								30	29	27	26	24	23
76									26	25	23	22	20
80									23	23	21	20	18
84										20	19	18	16
88											17	16	14
92											14.5	14	12
96												12	10.5
100													9

Официальный дилер спецтехники XCMG в России
+7 (495) 641-80-47
info@techno-xcmg.ru
ПЦТЕХНО

标准工况塔式副臂起重性能表
Standard Mode Tower Jib Lifting Load Chart

245t转台平衡重+95t车身平衡重
245t turntable ballast + 95t car-body ballast

主臂长度 Boom length (m)	主臂48米 Boom length 48m												
塔臂长度 Tower Jib Length (m)	30	36	42	48	54	60	66	72	78	84	90	96	102
幅度 Radius (m)	主臂角度85° Boom angle 85（°）												
16	250												
18	221	218											
20	198	193	190										
22	178	173	170	166									
24	160	156	153	150	147	143							
26	145	141	138	136	132	130	127						
28	132	129	127	123	122	119	117	113					
30	122	119	116	113	112	109	108	105	101				
32	112	110	108	105	102	99	99	97	93	88	80		
34	104	102	100	97	95	92	90	88	85	81	78	54	
36		95	93	90	88	86	84	82	79	75	72	54	47
38		89	87	85	82	80	78	76	74	70	67	53	46
40		83	81	79	77	74	73	71	69	64	62	53	46
44			72	69	67	65	63	61	59	55	53	49	44
48				62	60	57	56	54	52	48	46	43	41
52				55	53	51	49	48	45	42	40	38	36
56					48	46	44	42	40	37	35	34	32
60						41	39	37	36	34	31.5	30	29
64						37	36	34	32	30	28	27	26
68							32	31	29	27	26	24	23
72								28	27	25	23	22	20
76									24	23	21	19	18
80									22	21	19	17	16
84										19	18	15	14
88											16	13	12
92											12.5	12	10
96												9.5	9
100													8

标准工况塔式副臂起重性能表
Standard Mode Tower Jib Lifting Load Chart

245t转台平衡重+95t车身平衡重
245t turntable ballast + 95t car-body ballast

主臂长度 Boom length (m)	主臂60米 Boom length 60m						
塔臂长度 Tower Jib Length (m)	30	36	42	48	54	60	66
幅度 Radius (m)	主臂角度85° Boom angle 85（°）						
18	211	207					
20	188	184	181				
22	171	167	164	160			
24	155	151	148	145	141		
26	141	137	135	131	128	125	121
28	129	126	123	120	117	114	111
30	118	116	113	110	108	105	102
32	109	107	104	102	99	96	94
34	102	99	97	94	92	89	87
36	95	92	90	88	86	83	81
38		86	85	82	80	77	75
40		81	79	77	75	72	70
42		76	74	72	70	67	65
44			70	67	65	63	60
46			66	63	61	59	56
48			62	60	58	55	53
50				56	54	52	50
52				53	51	49	47
54					48	46	44
56					46	44	41
58					44	41	39
60						39	36
62						37	34
64						35	32
66							30
68							28
70							25

Официальный дилер спецтехники XCMG в России
+7 (495) 641-80-47
info@techno-xcmg.ru
ГЦТЕХНО

超起工况重型主臂臂节组合/重型主臂
SL Mode Heavy Boom Combinations/Heavy Boom

臂长 Boom length (m)	重型主臂中间节 Heavy insert					
	主臂6m 厚壁节	主臂12m 厚壁节	主臂12m 腰绳节	主臂6m 薄臂节	主臂12m 薄臂节	主臂12m 过渡节
36	2	-	-	-	-	1
42	1	1	-	-	-	1
48	2	1	-	-	-	1
54	1	2	-	-	-	1
60	2	2	-	-	-	1
66	1	3	-	-	-	1
72	2	3	-	-	-	1
78	1	4	-	-	-	1
84	2	4	-	-	-	1
90	2	4	-	1	-	1
96	2	4	1	-	-	1
102	2	4	1	1	-	1
108	2	4	1	-	1	1
114	2	4	1	1	1	1
120	2	4	1	-	2	1
126	2	4	1	1	2	1
132	2	4	1	-	3	1
138	2	4	1	1	3	1

超起工况重型主臂作业范围
SL Mode Heavy Boom Working Area

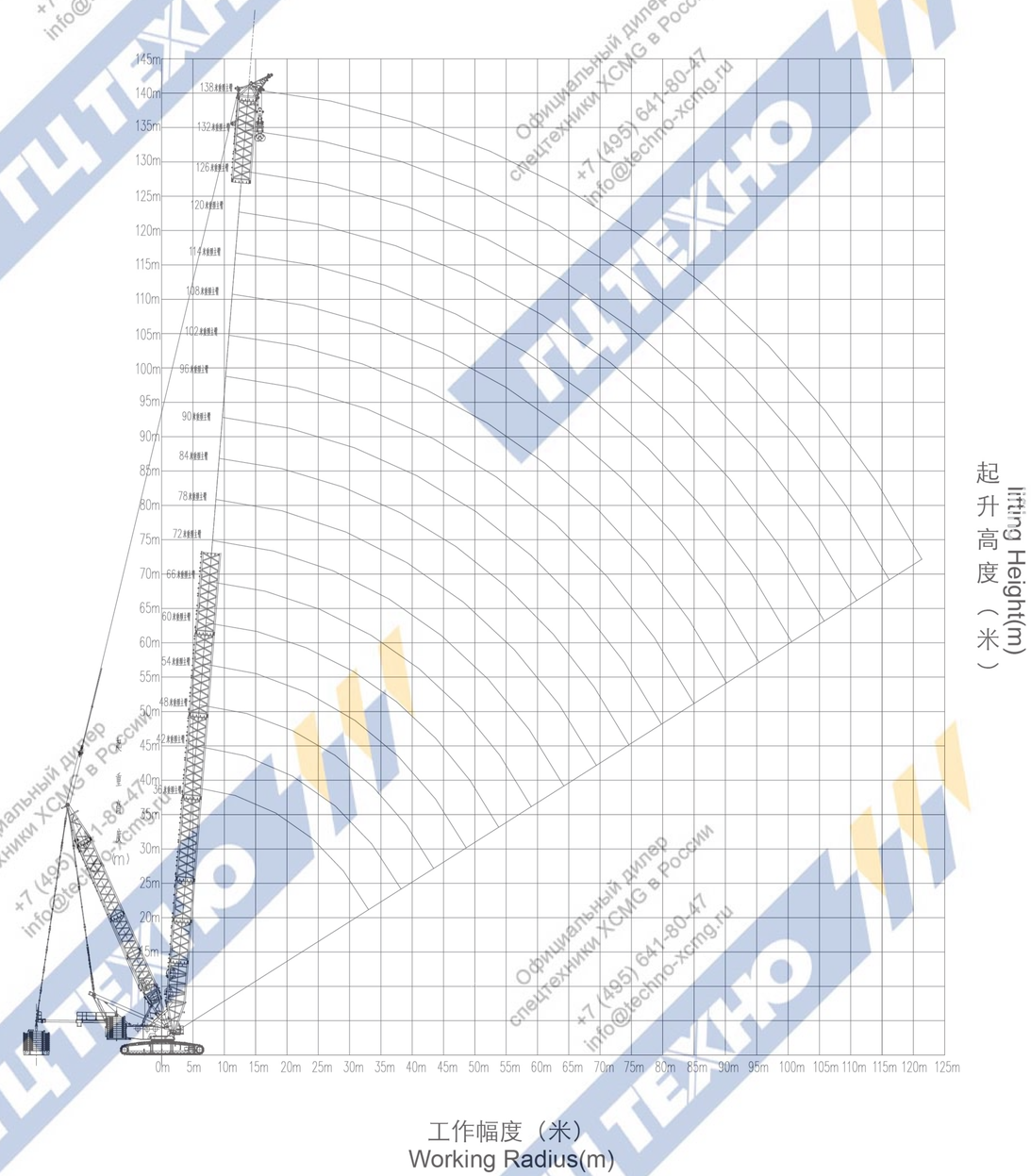

Официальный дилер спецтехники XCMG в России
+7 (495) 641-80-47
info@techno-xcmg.ru
ТЕХНО

超起工况重型主臂起重性能表
SL Mode Heavy Boom Lifting Load Chart

225t转台平衡重+95t车身平衡重+400t超起平衡重，超起平衡重半径20m
225t turntable ballast+95t car-body ballast+400t SL ballast, SL ballast radius 20m

幅度 Radius (m)	臂长 Boom length (m) 36	42	48	54	60	66	72	78	84	90
7	800*									
8	800*	800*								
9	770*	768*	741*	670*						
10	755*	749*	725*	669*	593*					
12	739*	733*	699*	668*	592*	537*	473*	429*		
14	715*	696*	675*	660*	591*	536*	472*	428*	389*	329*
16	646	645	644	643	585*	535*	469*	427*	388*	329*
18	575	573	572	571	569	530*	468*	426*	388*	329*
20	516	515	514	513	511	510	467*	426*	387*	329*
22	468	468	466	465	463	462	460	425*	387*	328*
24	428	427	426	425	423	422	420	418	386	328*
26	394	393	392	391	389	388	386	384	382	327*
28	365	364	362	361	360	358	357	355	353	326
30	339	338	337	336	334	333	331	329	328	326
32	316	316	314	313	312	310	308	307	305	295
34		296	294	293	292	290	289	287	285	284
36		278	277	275	274	273	271	269	268	266
38		262	260	260	258	257	255	253	252	250
40			246	245	244	242	241	239	237	236
42			233	232	231	229	228	226	224	223
44				220	219	217	216	214	213	211
46				209	208	206	205	203	202	201
48				199	198	197	195	194	192	191
50					189	187	186	184	183	181
52					180	179	177	176	174	173
54					172	171	169	168	166	165
56						163	162	161	159	158
60							149	147	146	145
64							137	136	134	133
68								125	124	123
72									115	114
76										105
80										97

超起工况重型主臂起重性能表
SL Mode Heavy Boom Lifting Load Chart

225t转台平衡重+95t车身平衡重+400t超起平衡重，超起平衡重半径20m
225t turntable ballast+95t car-body ballast+400t SL ballast, SL ballast radius 20m

幅度 Radius (m)	臂长 Boom length (m) 96	102	108	114	120	126	132	138
14	281*							
16	281*	240*	208*	186*				
18	281*	240*	208*	186*	160*	144*	128*	
20	281*	240*	208*	186*	160*	144*	128*	110*
22	275*	240*	208*	186*	160*	144*	128*	110*
24	269*	240*	208*	186*	160*	141*	127*	110*
26	264*	240*	204*	186*	160*	141*	125*	110*
28	258*	240*	196*	182*	160*	138*	125*	110*
30	253*	231*	192*	178*	160*	137*	124*	108*
32	247*	226*	186*	174*	157*	137*	124*	107*
34	242*	218*	182*	170*	151*	134*	121*	107*
36	237	213*	174*	167*	148*	134*	121*	107*
38	232	206*	171*	163*	143*	131*	121*	107*
40	227	201	165*	160*	140*	131*	121*	107*
46	199	185	152*	148*	128*	125*	118*	102*
50	180	171	143*	142	122*	120*	113*	98*
54	164	156	137	133	115*	115*	108*	94*
58	150	142	131	128	108*	108*	101*	88*
62	138	131	126	117	104	99	93*	83*
64	132	125	120	112	101	95	89*	81*
68	122	115	111	104	94	87	81*	77*
72	113	107	102	96	87	80	75	72
76	104	99	95	88	80	74	69	67
80	96	91	87	81	74	68	64	62
84	89	84	81	75	68	63	58	57
88		78	75	69	63	58	54	52
92			69	64	58	53	50	48
96				59	54	49	46	44
100				55	50	46	42	41
104					46	42	39	38
108						39	36	35
112							33	32
116							31	29
120								27

超起工况轻型主臂臂节组合/轻型主臂
SL Mode Light Boom Combinations/Light Boom

臂长 Boom length (m)	中间臂节 Boom insert 主臂 6m 厚壁节	主臂 12m 厚壁节	主臂 12m 腰绳节	主臂 6米 过渡节	塔式副臂 6m 中间节	塔式副臂 12m 中间节
36	-	1	-	1	1	-
42	-	1	-	1	-	1
48	-	1	-	1	1	1
54	-	2	-	1	-	1
60	-	2	-	1	1	1
66	-	2	-	1	-	2
72	-	2	-	1	1	2
78	-	2	1	1	-	2
84	-	2	1	1	1	2
90	1	2	1	1	1	2
96	1	2	1	1	-	3
102	1	2	1	1	1	3
108	1	2	2	1	-	3
114	-	3	2	1	-	3
120	1	2	3	1	-	3
126	1	2	3	1	1	3
132	1	2	3	1	-	4
138	1	2	4	1	1	3
144	1	2	4	1	-	4
150	1	2	4	1	1	4



超起工况轻型主臂作业范围
SL Mode Light Boom Working Area

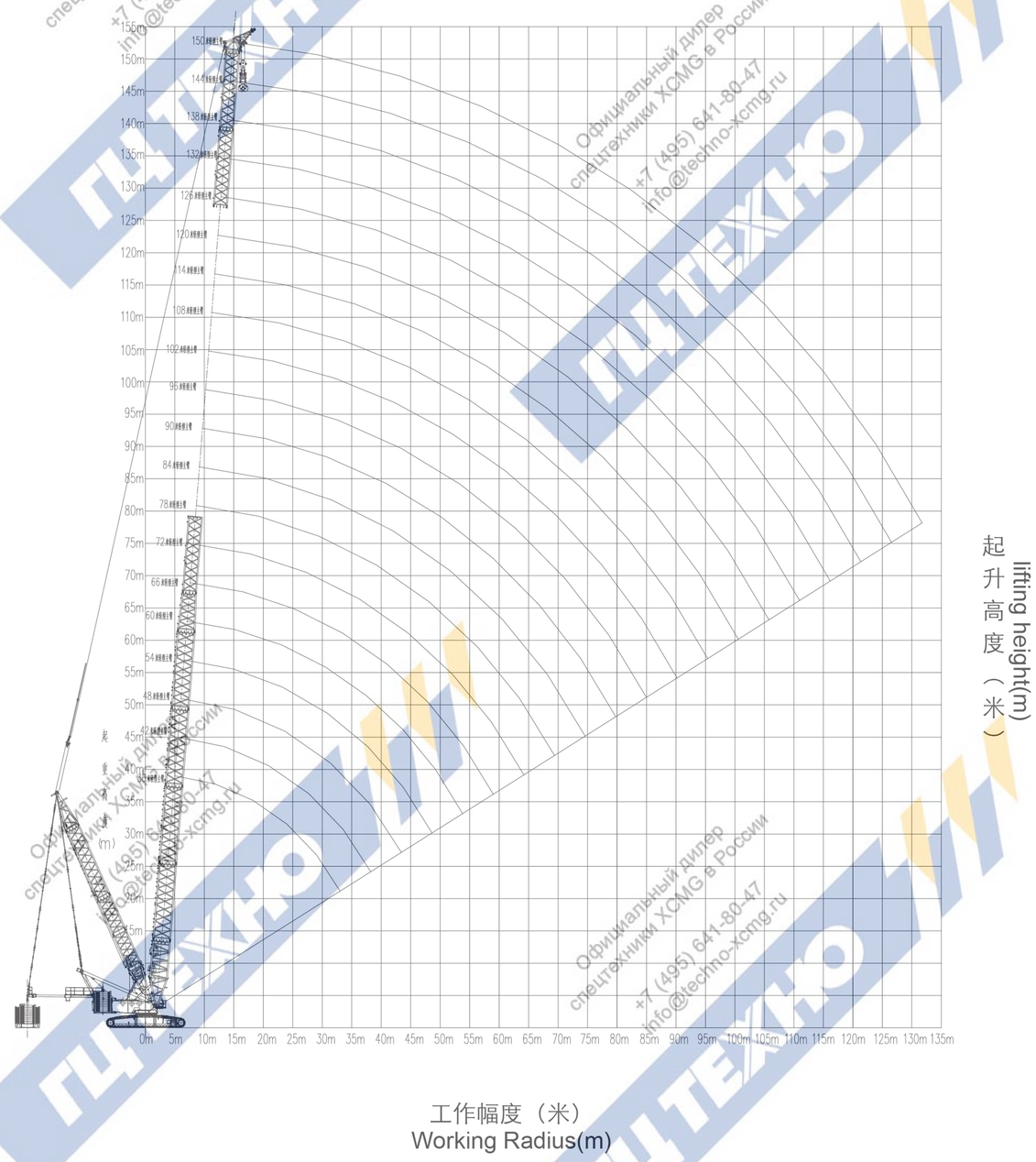

Официальный дилер спецтехники XCMG в России
+7 (495) 641-80-47
info@techno-xcmg.ru
ПЦТЕХНО

超起工况轻型主臂起重性能表
SL Mode Light Boom Lifting Load Chart

225t转台平衡重+95t车身平衡重+400t超起平衡重，超起平衡重半径20m
225t turntable ballast+95t car-body ballast+400t SL ballast, SL ballast radius 20m

幅度 Radius (m)	臂长 Boom length (m) 36	42	48	54	60	66	72	78	84	90
7	400*									
8	400*	400*								
9	400*	400*	400*	400*						
10	400*	400*	400*	400*	396*					
12	400*	400*	400*	400*	394*	392*	372*	331*		
14	400*	400*	400*	400*	392*	390*	372*	324*	303*	257*
16	400*	400*	400*	400*	390*	388*	368*	324*	302*	257*
18	400*	400*	400*	396*	388*	386*	368*	323*	302*	256*
20	400*	400*	400*	392*	386*	384*	368*	322*	295*	256*
22	400*	400*	396*	388*	384*	382*	368*	322*	284*	255*
24	392*	392*	392*	384*	382*	380*	368*	321*	278*	245*
26	388	388	388	380	380	376	368	314*	268*	245*
28	372	368	368	362	358	354	346	303*	263*	239*
30	346	343	342	337	333	329	321	297*	253*	232*
32	323	320	320	315	311	307	300	290	247*	227*
34		300	300	295	291	288	281	277	237*	218*
36		283	282	278	274	271	264	260	228*	214*
38		267	266	262	259	256	249	246	223*	205*
40			252	248	245	242	236	232	219	197*
42			239	235	232	229	224	220	212	193*
44				223	220	218	212	209	205	190
46				212	209	207	202	199	196	184
48				202	200	197	192	189	186	178
50					191	189	184	181	178	172
52					182	180	176	173	170	166
54					175	173	168	165	163	159
56						166	161	158	156	152
58						159	155	152	150	146
60							149	146	144	140
64							138	135	133	130
68								126	123	119
72									114	111
76										101
80										91

超起工况轻型主臂起重性能表
SL Mode Light Boom Lifting Load Chart

225t转台平衡重+95t车身平衡重+400t超起平衡重，超起平衡重半径20m
225t turntable ballast+95t car-body ballast+400t SL ballast, SL ballast radius 20m

幅度 Radius (m)	臂长 Boom length (m) 96	102	108	114	120	126	132	138	144	150
14	231*									
16	231*	206*	189*	167*						
18	226*	205*	189*	167*	147*	128*	112*			
20	221*	201*	189*	163*	143*	125*	110*	95*	84*	70*
22	216*	197*	185*	163*	143*	123*	107*	95*	82*	69*
24	212*	192*	181*	159*	140*	123*	105*	95*	81*	69*
26	207*	192*	181*	159*	140*	120*	105*	95*	81*	67*
28	199*	188*	177*	156*	137*	117*	103*	95*	80*	67*
30	195*	184*	176*	153*	137*	115*	100*	94*	79*	65*
32	190*	180*	173*	152*	134*	114*	98*	92*	79*	65*
34	186*	176*	169*	149*	134*	112*	96*	90*	77*	65*
36	182*	173*	165*	146*	131*	110*	96*	88*	77*	64*
38	179*	169*	162*	143*	128*	108*	95*	88*	77*	64*
40	175*	165*	162*	140*	127*	105*	95*	88*	76*	64*
44	164*	158*	155*	134*	122*	103*	94*	86*	75*	62*
48	155*	150*	148*	128*	117*	101*	93*	84*	74*	62*
52	149*	143*	142*	123*	113*	100*	92*	84*	73*	61*
56	142	137	133*	119*	110*	99*	90*	82*	72*	58*
60	131	126	123	115*	105*	98*	87*	82*	69*	56*
64	121	116	113	110*	102*	97*	83*	81*	67*	53*
68	113	108	105	103	98*	95*	80*	78*	64*	51*
72	105	100	98	96	93	90	76*	76*	61*	49*
76	98	94	91	89	86	83	73*	73*	58*	46*
80	91	87	85	83	80	77	70*	70*	56*	44*
84	85	81	79	77	75	72	67*	67	54*	42*
88		76	74	72	69	67	64	63	51*	40*
92			69	67	65	63	61	58	49*	38*
96				63	61	59	57	55	47*	36*
100				59	57	55	53	51	45*	35*
104					53	51	50	48	43*	33*
108						48	47	44	41	31*
112							44	41	38	30*
116							41	39	36	29*
120								36	33	28*
124									31	26*
128										25*

超起工况塔式副臂臂节组合/塔式主臂
SL Mode Tower Jib Combinations/Tower Jib

塔臂长度 Luffing Jib length (m)	塔臂中间节 Jib Insert				
	主臂 6m 薄臂节	主臂 12米 中间节	主臂 6米 过渡节	塔式副臂 6m 中间节	塔式副臂 12m 中间节
30	1	1	1	-	-
36	1	1	1	1	-
42	1	1	1	-	1
48	1	1	1	1	1
54	1	1	1	-	2
60	1	1	1	1	2
66	1	1	1	-	3
72	1	1	1	1	3
78	1	1	1	-	4
84	1	1	1	1	4
90	1	1	1	-	5
96	1	1	1	1	5
102	1	1	1	2	5

主臂长度和角度 Boom length & angle

36m～90m
85°
75°

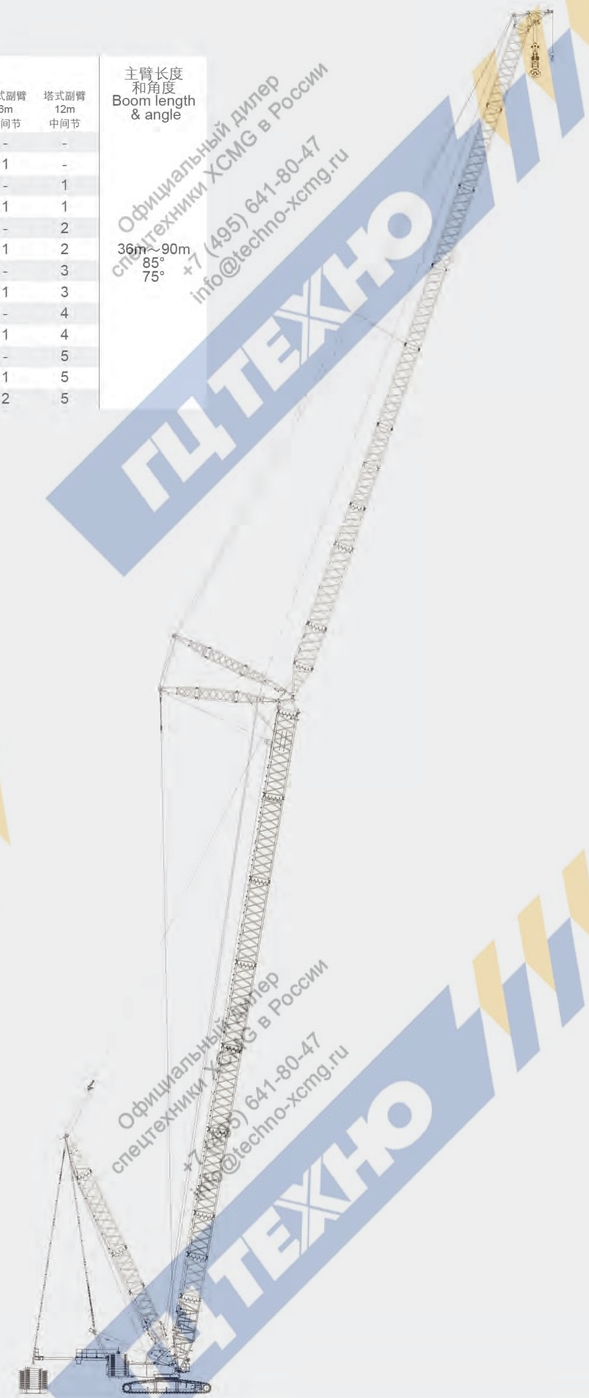

超起工况塔式副臂作业范围
SL Mode Tower Jib Working Area

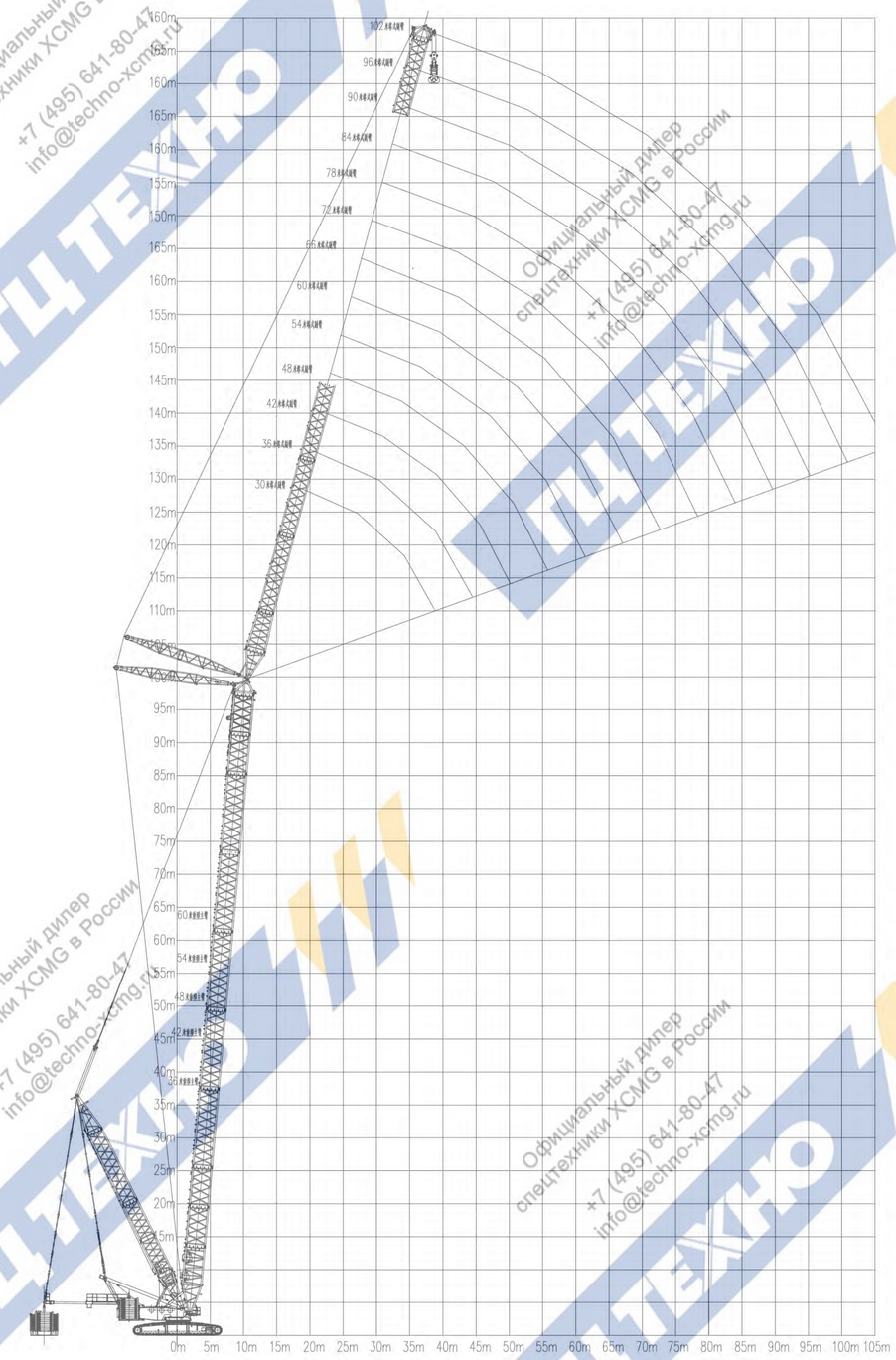

Официальный дилер спецтехники XCMG в России
+7 (495) 641-80-47
info@techno-xcmg.ru
ГЦ ТЕХНО

超起工况塔式副臂起重性能表
SL Mode Tower Jib Lifting Load Chart

主臂长度36 m，主臂角度85º，超起平衡重重量400t，超起平衡重半径20 m

Boom length 36m,angle 85 º,SL counterweight weight 400t,SL counterweight radius 20m

幅度 Radius	臂长36米 Boom length 36m												
(m)	30	36	42	48	54	60	66	72	78	84	90	96	102
16	400*	400*											
18	400*	400*	324*										
20	400*	400*	316*	279*									
22	379*	379*	308*	265*	248*	185*							
24	333*	333*	300*	256*	238*	221*	144*						
26	294*	294*	294*	251*	224*	210*	200*	188*					
28	260*	260*	278*	246*	212*	199*	190*	179*	162*				
30	229*	229*	252*	241*	207*	189*	181*	172*	156*	142*			
32	200*	200*	229*	232*	203*	180*	173*	164*	150*	141*	98*		
34	171*	171*	209*	213*	200*	171*	165*	157*	144*	135*	95*	86*	75*
36			191*	196*	196*	168*	158*	151*	139*	132*	93*	86*	75*
38			175*	180*	183*	163*	150*	144*	133*	125*	91*	84*	75*
40			160*	167*	171*	156*	144*	138*	128*	120*	90*	81*	74*
44			130*	142*	147*	141*	132*	127*	118*	112*	84*	77*	70*
48				120*	127*	130*	121*	117*	109*	104*	77*	72*	67*
52					110*	114*	114*	110*	101*	97*	72*	68*	63*
56					91*	99*	103*	102*	95*	90*	67*	63*	60*
60						85*	90*	92*	87*	85*	64*	60*	56*
64							79*	82*	78*	79*	59*	56*	53*
68							67*	72*	69*	70*	55*	53*	50*
72								62*	60*	62*	51*	49*	46*
76									52*	55*	48*	46*	43*
80									44*	48*	45*	43*	40*
84										41*	42*	40*	38*
88											37*	37*	35*
92											30*	34*	32*
96												28*	30*
100													26*

超起工况塔式副臂起重性能表
SL Mode Tower Jib Lifting Load Chart

主臂长度60 m，主臂角度85º，超起平衡重半径20 m，超起配重400t

Boom length 60m,angle 85 º,SL counterweight weight 400t,SL counterweight radius 20m

幅度 Radius	臂长60米 Boom length 60m												
(m)	30	36	42	48	54	60	66	72	78	84	90	96	102
18	360*												
20	349*	336*											
22	337*	326*	296*	251*									
24	327*	315*	288*	246*	209*								
26	317*	305*	282*	240*	205*	172*							
28	294*	297*	276*	236*	201*	171*	145*						
30	260*	272*	270*	231*	198*	169*	142*	126*	108*				
32	229*	245*	252*	227*	194*	166*	136*	121*	105*	92*			
34	200*	221*	229*	222*	190*	163*	133*	118*	101*	92*	79*		
36	171*	199*	209*	208*	187*	160*	126*	116*	99*	88*	79*	70*	
38		179*	191*	196*	184*	157*	124*	111*	97*	86*	78*	70*	61*
40		159*	175*	180*	174*	153*	120*	109*	93*	85*	76*	68*	61*
44			145*	154*	156*	140*	115*	102*	89*	79*	72*	65*	60*
48				130*	137*	127*	105*	93*	83*	76*	67*	63*	58*
52				108*	118*	117*	95*	88*	78*	73*	63*	59*	55*
56					100*	106*	89*	82*	73*	69*	62*	56*	52*
60						91*	83*	79*	69*	64*	59*	54*	49*
64						78*	75*	74*	65*	61*	55*	51*	46*
68							70*	65*	62*	58*	53*	49*	44*
72								61*	54*	54*	50*	47*	43*
76								57*	49*	47*	47*	44*	41*
80									48*	43*	40*	42*	39*
84										42*	38*	36*	37*
88										36*	36*	34*	33*
92											34*	32*	29*
96												30*	27*
100												25*	26*
104													23*

超起工况塔式副臂起重性能表
SL Mode Tower Jib Lifting Load Chart

主臂长度90m，主臂角度85º，超起平衡重半径20 m，超起配重400t

Boom length 90m,angle 85 º,SL counterweight weight 400t,SL counterweight radius 20m

幅度 Radius (m)	臂长90米 Boom length 90m												
	30	36	42	48	54	60	66	72	78	84	90	96	102
20	169*												
22	160*	158*											
24	153*	151*	150*										
26	147*	146*	144*	142*									
28	142*	140*	137*	135*	133*								
30	134*	132*	132*	130*	128*	126*	118*						
32	129*	127*	127*	125*	123*	122*	114*	96*					
34	124*	123*	122*	120*	119*	117*	109*	95*	77*				
36	119*	118*	118*	116*	115*	113*	103*	93*	76*	59*			
38	115*	114*	113*	112*	108*	107*	100*	92*	75*	58*	42*		
40		108*	108*	106*	105*	104*	96*	91*	72*	57*	42*	36*	
42		105*	104*	103*	101*	100*	93*	88*	72*	56*	41*	35*	31*
44		101*	101*	99*	98*	97*	90*	85*	71*	56*	41*	34*	30*
46			97*	97*	95*	94*	87*	82*	70*	55*	40*	33*	29*
48			94*	93*	92*	91*	85*	80*	70*	54*	40*	32*	28*
50			91*	90*	90*	88*	82*	77*	69*	53*	39*	31*	28*
52				87*	87*	85*	79*	73*	69*	53*	39*	31*	27*
54				85*	84*	80*	75*	71*	67*	52*	38*	30*	26*
56				80*	79*	78*	73*	69*	64*	52*	38*	29*	26*
58					77*	75*	71*	66*	61*	50*	37*	29*	25*
60					75*	73*	68*	65*	58*	46*	37*	28*	24*
62					72*	71*	66*	63*	56*	44*	35*	28*	24*
64						69*	65*	61*	53*	42*	33*	26*	23*
66						67*	63*	59*	51*	39*	31*	25*	22*
68							61*	57*	47*	37*	30*	24*	22*
70							59*	56*	45*	36*	28*	24*	21*
72							57*	53*	43*	34*	26*	23*	20*
74								51*	41*	32*	25*	22*	19.9*
76								48*	39*	30*	24*	21*	19.2*
78								46*	37*	29*	23*	21*	18.6*
80									36*	27*	22*	20*	18*
82									34*	26*	20*	19.7*	17.3*
84									33*	24*	19.6*	19*	16.7*
86										21*	19*	16.8*	16.1*
88										20*	18.3*	16.2*	14.7*
90										20*	17.6*	15.6*	13.3*
92											16.9*	15*	12.8*
94											16.3*	14.1*	12.3*
96											15.6*	13.7*	11.6*
98												13.2*	11.1*
100												12.6*	10.5*
102												11.9*	10.1*
104													9.4*
106													9*
108													8.5*

载荷表说明：

- 载荷表中的额定起重量，是指在指定的臂架长度、工作幅度条件下，重物自由悬挂，在坚实平坦地面作业所能保证的最大起重量。作业者须视各种不良条件（如地面松软或不平、风力、侧面负荷、摆动作用、多台起重机合力起吊等）限制或降低起重机的起重量。
- 载荷表中额定起重量包括吊钩、钢丝绳、和其它所有吊具的重量；
- 载荷表中没有列出额定值的空白区，不允许将起重机用于该区所对应的起重作业；
- 载荷表中起重量为带上车全配重和下车全配重的起重量；
- 使用主臂可以配置臂端单滑轮机构，臂端单滑轮机构的起重量为性能表中相应的额定起重量减去臂端单滑轮机构、吊钩和吊具的重量；
- 臂端单滑轮机构的最大起重量（包括吊钩、吊具和起升钢丝绳）不准超过吊钩允许值。
- 起重性能带*号，说明此工况下超起配重不能离地。

Notes on Lifting Load Chart:

- The total rated lifting loads shown in above tables are the max. lifting capacity based on the condition that crane set up on firm and level ground with given boom length, radius and load, crane operator shall limit or reduce lifting loads according to variable working conditions (soft or uneven ground, wind, side loading, slewing action, lifting with one more cranes).
- The total rated lifting loads include the weight of hook block, wire rope and other slings.
- The blank area in above tables means crane operation is not allowed corresponding to these areas.
- The total rated lifting loads are the lifting capacity for the crane with superstructure counterweight and carrier counterweight.
- Boom can be equipped with a boom tip single sheave, which lifting load is the total rated lifting loads in above table decrease the weight of single sheave, capacity hook block and slings.
- The max.rated lifting load for single top can not exceed the allowed data of the hook block.
- The data with * mark means that SL counterweight can not be clear off the ground.

Официальный дилер спецтехники XCMG в России +7 (495) 641-80-47 info@techno-xcmg.ru ГЦТЕХНО