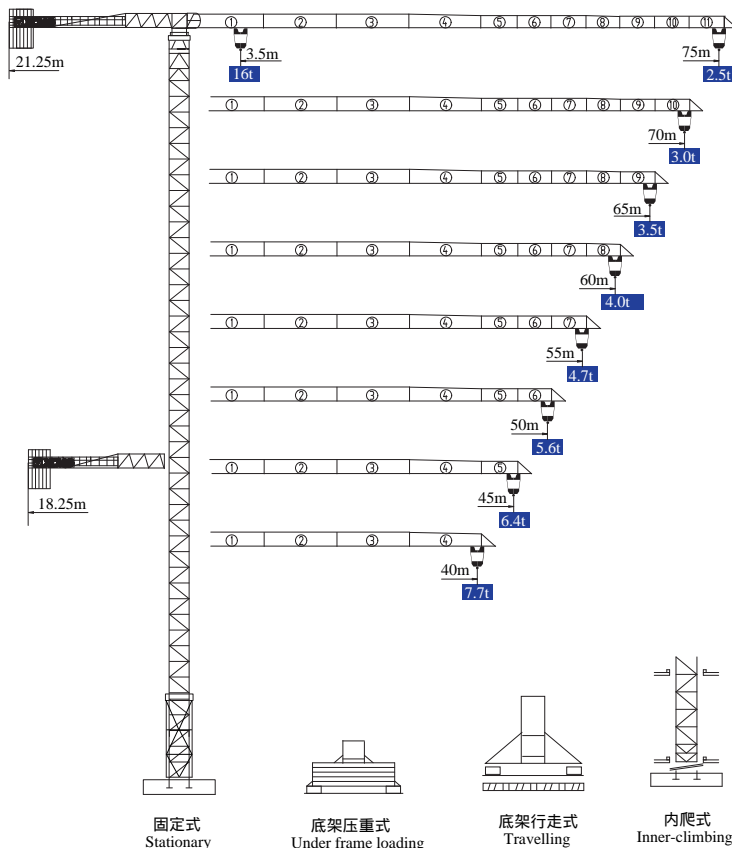


XCP330HG(7525-16)

外形尺寸

DIMENSIONS



* 可变换的其它安装方式同我们协商

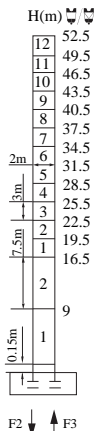
Mounting possibilities Consult us

平头系列 Topless

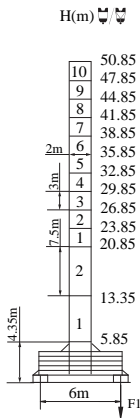
XCP330HG(7525-16)

技术状态 STATUS

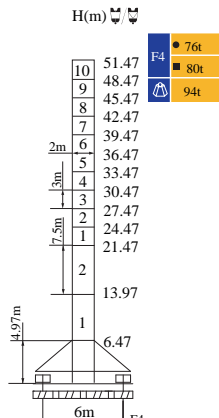
XCP330HG(7525-16)



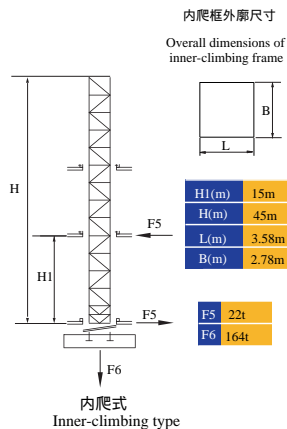
固定式
Stationary



底座压重式
Under frame loading



底座行走式
Travelling



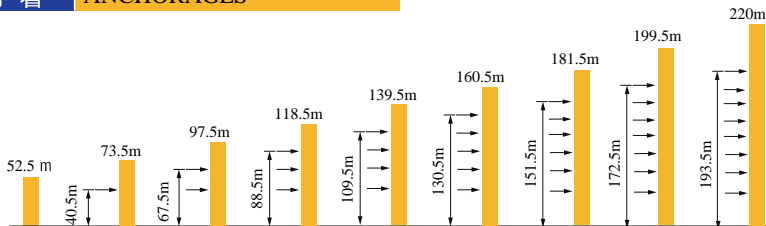
内爬式
Inner-climbing type

H 吊钩高度 Height of the hook ● 工作状态 In service ■ 非工作状态 Out of service

△ 不含平衡重最大臂长最大工作高度时的自重 Without load and ballast with longest jib and maximum height

* 非工作状态爬升架降到底部 Over the climbing frame to the bottom of tower body when tower crane is out of service

















附着 ANCHORAGES



* 如需达到更高的高度, 请与我们联系! For greater heights, consult us!





XCP330HG(7525-16)

起重特性 LOAD DIAGRAMS

起重臂(m) jib	R _{min}	R(C _{max})	C _{max}	幅度(m) Range												
				20	25	30	35	40	45	50	55	60	65	70	75	
75m		3.5	25.6	8t	8	8	7.65	6.43	5.44	4.73	4.18	3.72	3.34	3.02	2.74	2.5
		3.5	14.5	16t	11.5	8.93	7.22	5.98	5.07	4.36	3.79	3.32	2.93	2.6	2.31	2.07
70m		3.5	32.5	8t	8	8	8	6.83	5.89	5.14	4.54	4.05	3.64	3.3	3	
		3.5	15.5	16t	12	9.68	7.86	6.5	5.52	4.76	4.15	3.65	3.23	2.87	2.57	
65m		3.5	32.3	8t	8	8	8	7.3	6.27	5.43	4.81	4.29	3.86	3.5		
		3.5	16.6	16t	13.8	10.65	8.32	6.87	5.95	5.04	4.42	3.87	3.44	3.07		
60m		3.5	33.3	8t	8	8	8	7.52	6.46	5.62	4.97	4.44	4			
		3.5	17	16t	13.44	10.48	8.51	7.09	6.04	5.21	4.55	4.02	3.57			
55m		3.5	34.1	8t	8	8	8	7.93	6.82	5.96	5.26	4.7				
		3.5	17.5	16t	15.17	11.1	9.38	7.54	6.43	5.56	4.86	4.3				
50m		3.5	37.2	8t	8	8	8	8	7.23	6.32	5.6					
		3.5	19	16t	12	11.7	9.57	7.97	6.81	5.89	5.17					
45m		3.5	38.3	8t	8	8	8	8	7.31	6.4						
		3.5	19.1	16t	15.14	11.84	9.64	8.07	6.83	5.97						
40m		3.5	38.6	8t	8	8	8	8	7.7							
		3.5	20.63	16t	16	12.48	10.18	8.53	7.3							

★其他起重性能需求，请与我们联系！Any other lifting capacity, consult us!

配重配置 BALLAST

Counter-jib ballast		 3640 - 1300		
		 (kg)	PZ3640	PZ1300
75m	21.0m	20800	5	2
70m	21.0m	19500	5	1
65m	21.0m	18200	5	0
60m	21.0m	17160	4	2
55m	21.0m	17160	4	2
50m	21.0m	20800	5	2
45m	21.0m	18200	5	0
40m	21.0m	15860	4	1

XCP330HG(7525-16)

传动机构 Mechanisms

机构 Mechanisms	图例 Example	机构代号 Model	速度 (m/min) Speed	起重量 (t) Hoist Weight	容绳量 Rope Capacity	功率 (kW) Power	
起升 Hoisting		75JLF40		0-90	2.0	804m >804m*	75
				0-60	4.0		
				0-45	8.0		
				0-45	4.0		
				0-30	8.0		
				0-22.5	16.0		
变幅 Trolleying		7.5JXF8C	0-65m/min		7.5		
回转 Slewing		145HL120	0-0.7r/min		2×9		
行走 Travelling		RT	0-25m/min		4×4		
电源 Main Supply					~ 380V (±10%) 50Hz		
总功率 (不含顶升和行走) Gross Power (Excluding climbing and travelling)					100.5kW		

* 请与我们联系 Consult us, Please!

此样本所列技术参数不受法律约束, 具体请详见相应产品说明书

These specifications and data are not legally binding. For any technical information, please refer to corresponding instructions.

V. 2017-11A1